

SOGESTER S.A.

The intermodal logistic &
Supply chain – Ensuring cost
reduction in cargo
movements of the future



Statistics:

No fatal accidents since 2007

Luanda terminal (Boavista)

Incidents in 2021 -96

Incidents in 2022 -76

Incidents in 2023 -32

LTI - 0

HIPO - 0

Namibe terminal

Incidents in 2021 - 30

Incidents in 2022 - 38

Incidents in 2023 - 16

LTI - 0

HIPO - 0

ICD Panguila

Incidents in 2021 - 56

Incidents in 2022 -49

Incidents in 2023 - 8

LTI - 0

HIPO - 0

ICD Viana

Incidents in 2021 - 0

Incidents in 2022 - 0

Incidents in 2023 - 2

LTI - 0

HIPO - 0

Safety & Security people: 2023

- Boavista: 103
- Panguila: 87
- Viana: 54
- Namibe: 24

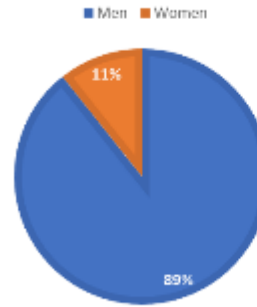


Human resources

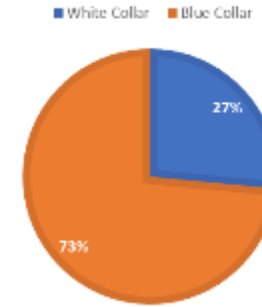


1º HEADCOUNT		sept, 2023	oct, 2023	Difference
Total of Employees		775	777	▲ 2
Gender	Men	694	692	▼ -2
	Women	81	83	▲ 2
Expatriates	Men	3	3	■ 0
	Women	0	0	■ 0
Worker Type	White Collar	206	206	■ 0
	Blue Collar	569	571	▲ 2
No. of Employees By Terminals	Boavista	421	423	▲ 2
	Panquila	80	80	■ 0
	Viana	26	26	■ 0
	Namibe	248	248	■ 0
Reason of Mobility of Employees	Recruited	0	2	▲ 2
	Redundancies	3	0	▼ -3
	Retired	0	0	■ 0
	Deceased	1	0	▼ -1
2º Rotations of Staff		sept, 2023	oct, 2023	Difference
Promotions		0	0	■ 0
Demotions		0	0	■ 0
Disciplinary Actions		4	0	▼ -4
Workplace Accident		0	0	■ 0

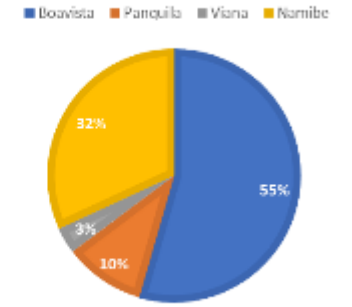
GENDER SPLIT



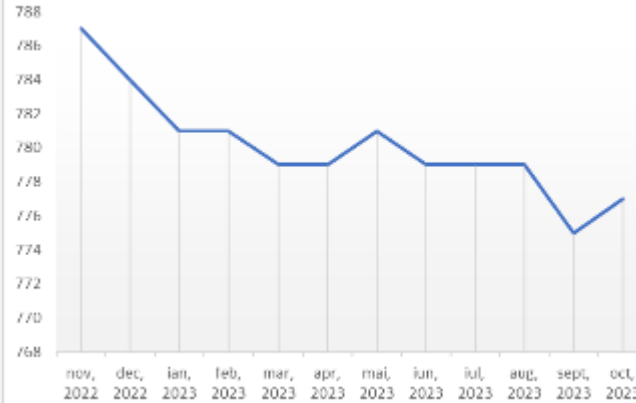
EMPLOYEE TYPE SPLIT



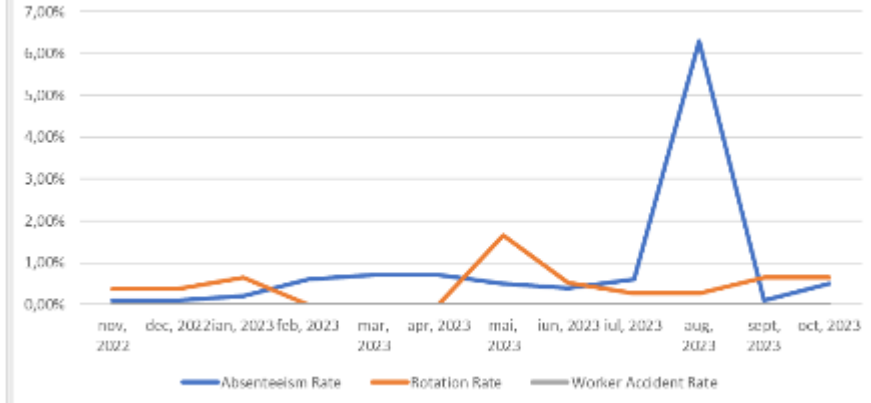
EMPLOYEES PER SITE



Total employees



HR Indicators




LUANDA TERMINAL

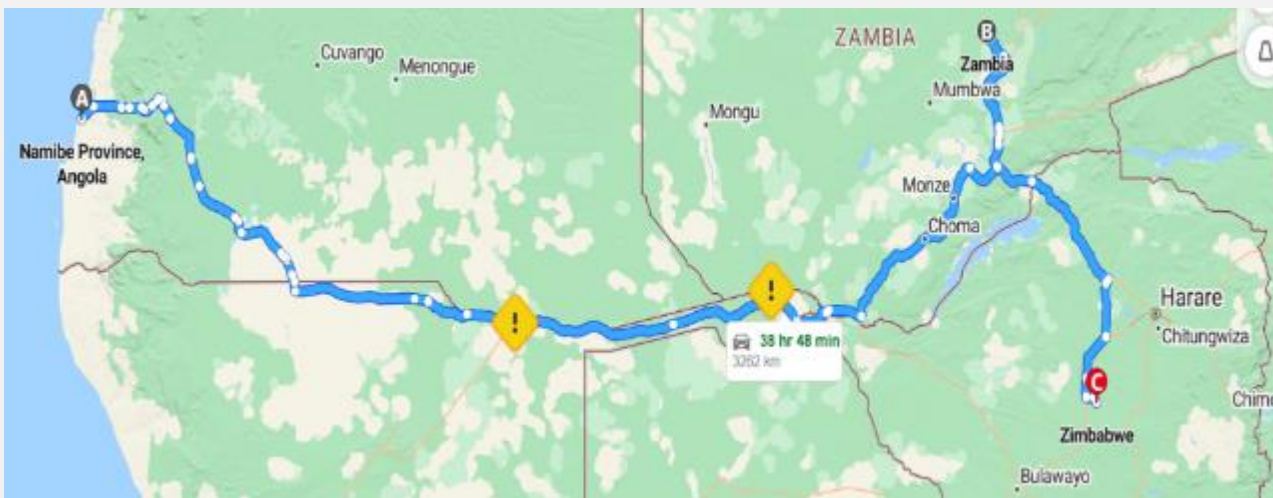
Luanda terminal (Boavista)

General information

- 20 years + 5 years port concession started in 2007
- Head Office with 426 personnel + 625 3rd party workers.
- Storage Capacity of 12,000 TEUS;
- 480 Reefer Plugs in racks + 250 extra on cable;
- Main Berth 10.5- or 11.50-meters draft at high tide;
- Second berths 210m 12.5 - or 13.0-meter-high tide
- 3 x MHC800, 3 x MHC550 and 2 x MHC500 cranes
- 6 Gate Lanes: 3 gate-in and 3 gate-out can be exchanged
- Automatic gate system (Camco)
- TOS: SOLVO , Financial: IFS-10 , Reefer monitoring: RTE
- Fiber Optic from three different providers for redundancy;
- MHC training Simulator for 550 and 800
- Container weighing bridge + reach stackers & VMG certified;
- 136 Cameras covering all areas (90 days archive)



Luanda and Namibe Geographic Strategy



- Luanda feeds Matadi and Kinshasa;
- Import via Luanda to Congo estimated in 30% of the market;
- Zambia still a new market, but growing strong, given the cooperation and agreements between both countries;
- Namibe to Zambia route its safe and there is less borders to cross, this reduces the cost of the final product and bureaucracy;
- Difference between both countries, it is on demand, Congo it is not as price sensitive as Zambia, however from most destinations freight rates become lower to Luanda than Matadi or Kinshasa given the number of containers discharged;
- Namibe is a key Porto not just to import to neighboring countries, but also to export fish from Namibia;
- From Namibe to Zambia by car its approximately 40h, making very attractive for the trucking companies.

Luanda, Angola

Luanda terminals operate under four concessions, with an additional service base for the Angolan offshore oil industry at Sonils

Operator	Terminal	Size
1. Multiterminais S.A.	General cargo	8.0 ha
2. Unicargas E.P	Container terminal and general cargo	17.8 ha
3. SOGESTER	Container	14.2 ha
4. Sonils Oil Base	Oil service base	160.0 ha
5. DP World Luanda	Container terminal and general cargo	18.1 ha



Luanda terminal (Boavista) – Development short-term



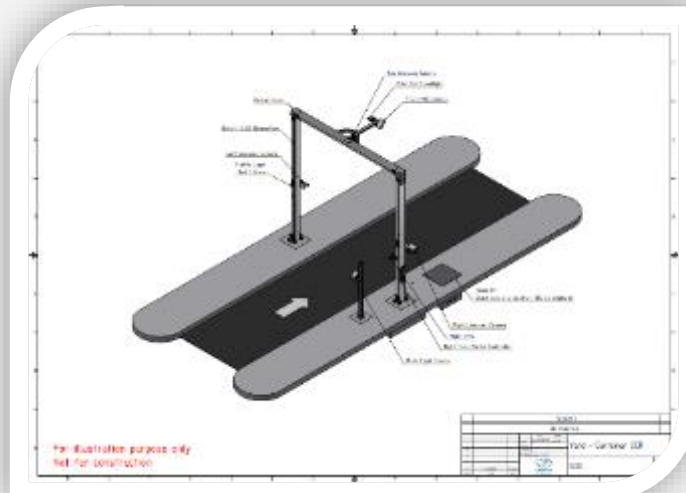
Gate Automation Camco
OCR system (pilot Go-live)



4 new spreaders
Long twin lift 2024



6 New Terberg Tractors July + 6
Houcon trailers July 2023



+ Pin stations OCR 2024



6 new Reach stackers end 2023

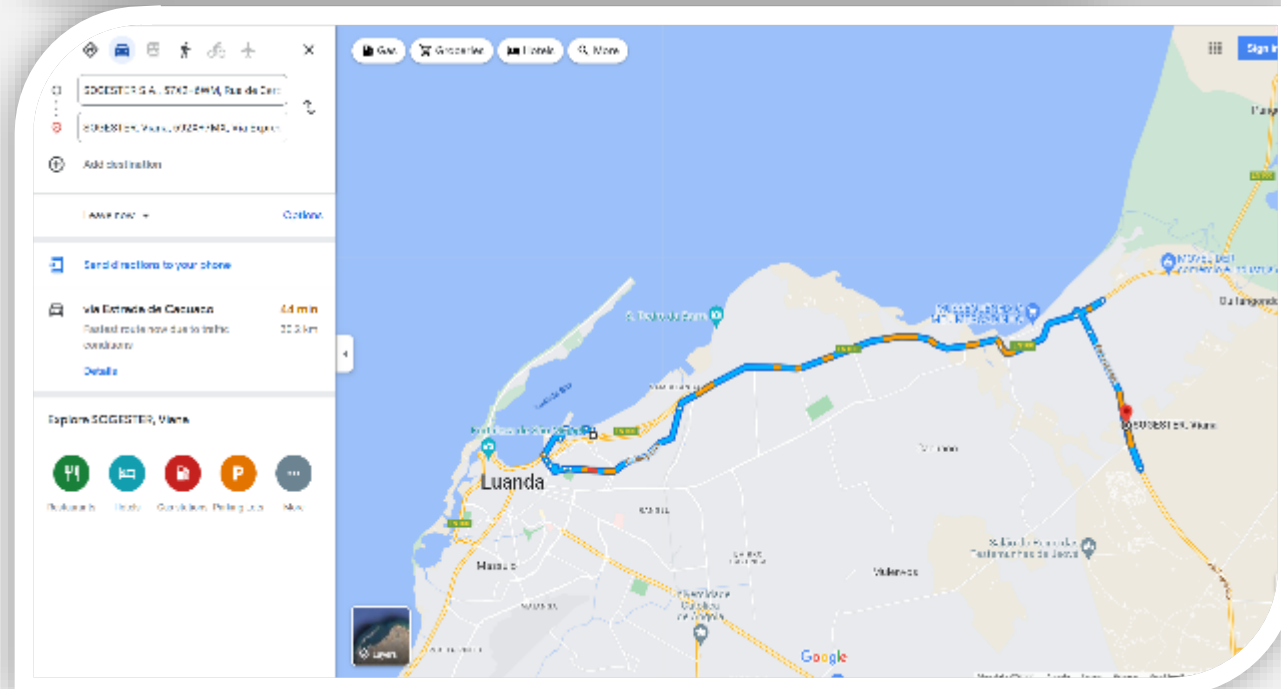





VIANA ICD TERMINAL

General information

- Second Line Terminal (ICD) – Viana
- Location: <https://goo.gl/maps/pTms4MFmAeR2>
- Yard Area: 9.5ha = 94.703m²
- Yard Capacity (TEU's): 4.200
- Electricity: Grid + Generator
- Employees : 148
- Reefer plugs: 360
- Customs aspects: Bonded and Non-Bonded areas
- Land: 100% SOGESTER ownership
- IT: SOLVO, IFS-10 , RTE



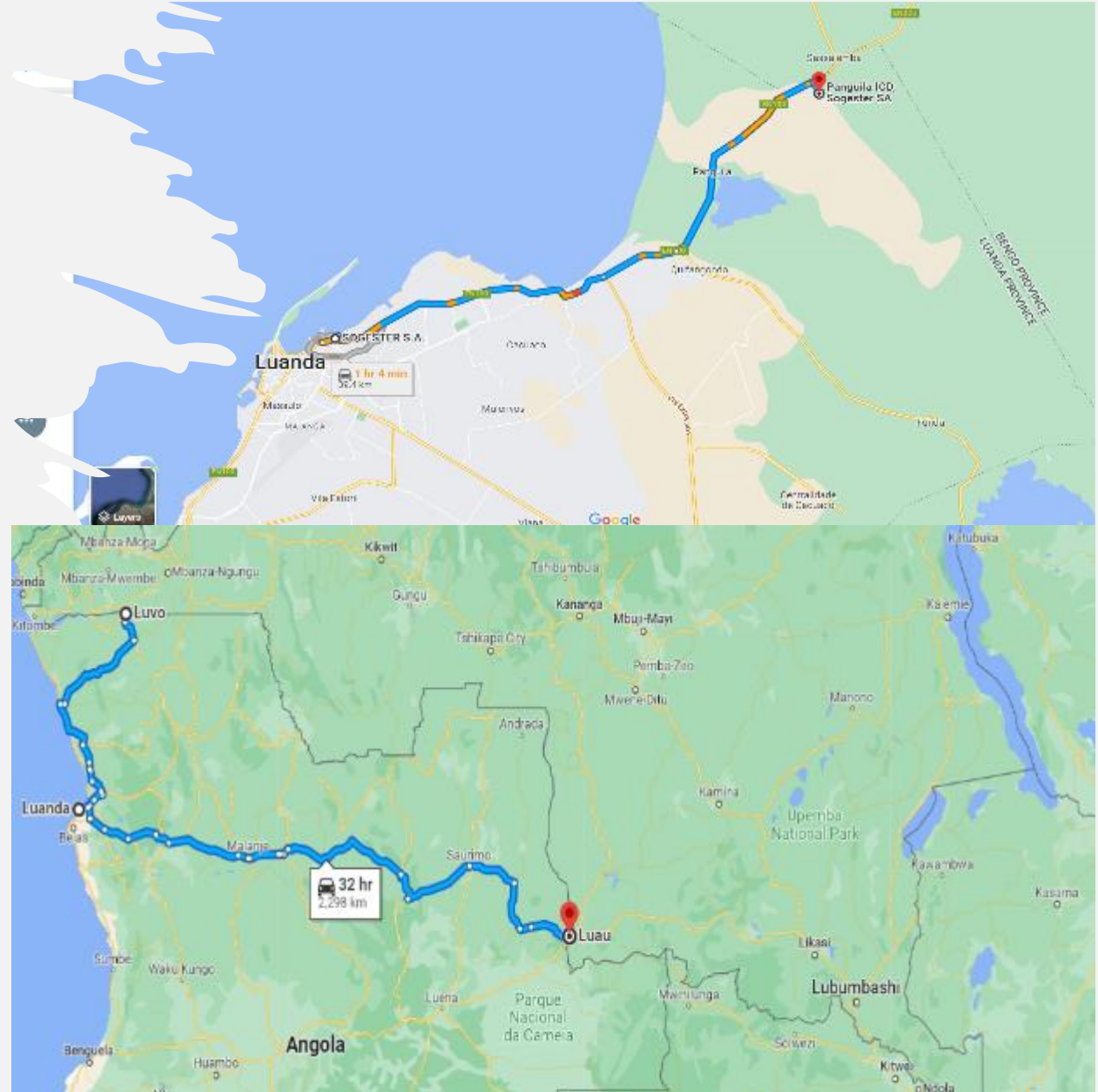


PANGUILA ICD TERMINAL



General information

- Second Line Terminal (ICD) – Panguila
- Employees : 82
- Total area 45ha = 450.000m²
- Area in use: 37ha=370.000m²
- Storage capacity: 13,474 TEUs
- 10 Cabins (5 in and 5 out)
- Reefer Plugs: 576
- IT: SOLVO, IFS-10 and RTE
- Logistic hub for door-to-door delivery;
- Guaranteed equipment availability;
- VGM certification for export cargo;
- Logistically attractive to Congo and Zambia customers, by reducing the number of KM and borders to cross;
- Integrated logistics for all chain customers



NAMIBE TERMINAL



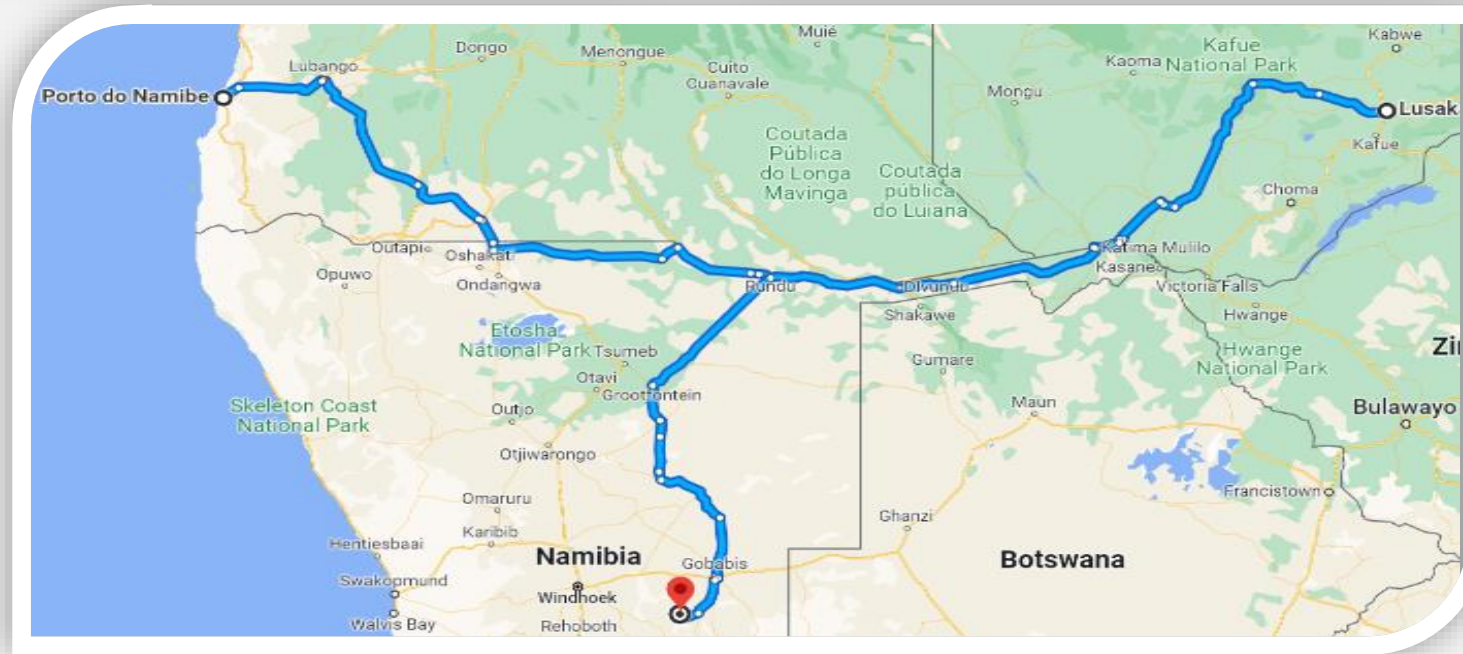
NAMIBE TERMINAL



Namibe Terminal

General information

- 20 years + 5 years port concession started May 21st 2014
- Multipurpose terminal (containers, ro-ro, general cargo)
- Quay length 754m
- Yard space 12.5 ha
- 4 Gate Lanes 2 in and 2 out
- 2 Mobile cranes MHC-550
- Reefer Plugs - 80
- Container weighing bridge & VMG certified;
- CCTV: 18 cameras with 2 x 180degree and 3 x PTZ
- No breakwater at the port entrance
- Draft 10.5 m
- IT: TOS: SOLVO , Financial: IFS-10 , Reefer Monitoring: RTE
- Rail connection to Lubango and Menongue
- Main Stuffing Service provider for granite exporters
- Currently use as the main export Port of granite to Europe and Asia;
- Namibe is geographically strategic for importing and exporting cargo in and out of the southern zone and neighbouring countries;



General information

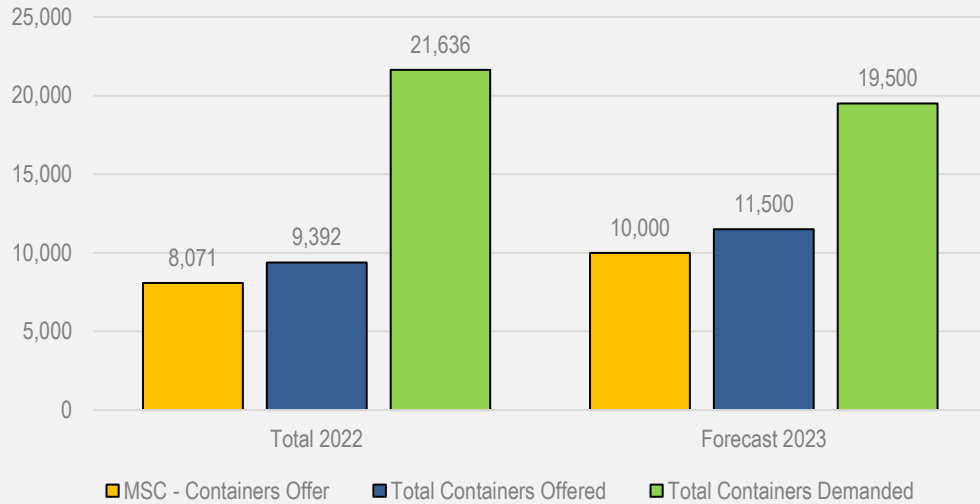
- Extension done by Japanese company for Namibe Port Authority and Ministry of Transport
- Extension of quay by 288m
- Draft for new quay – 14m
- Container yard – 6ha



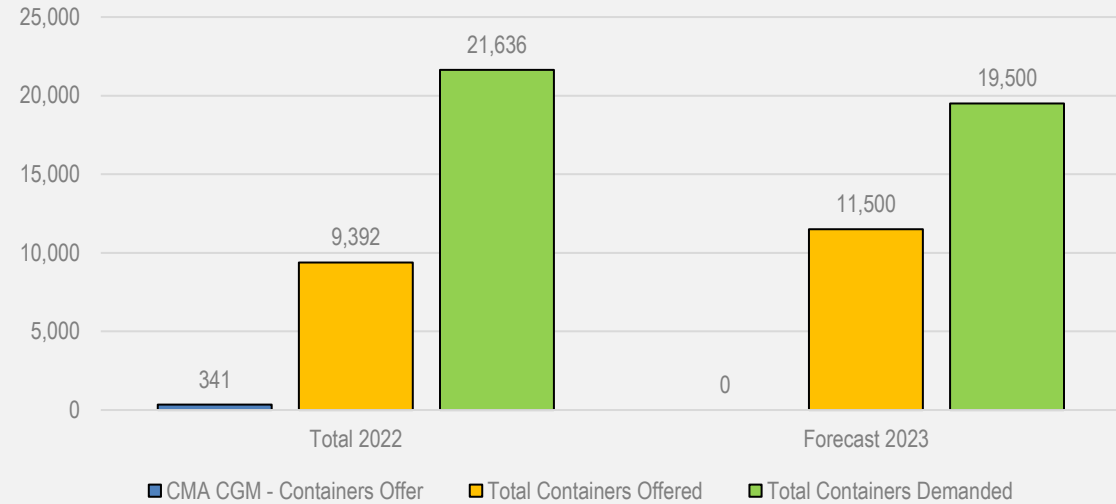
Namibe Terminal – Market outlook – Container Supply



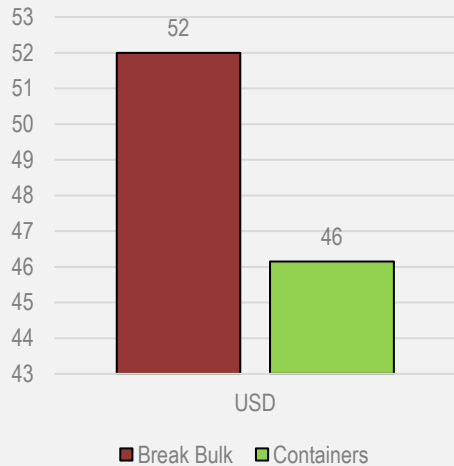
Supply vs Demand



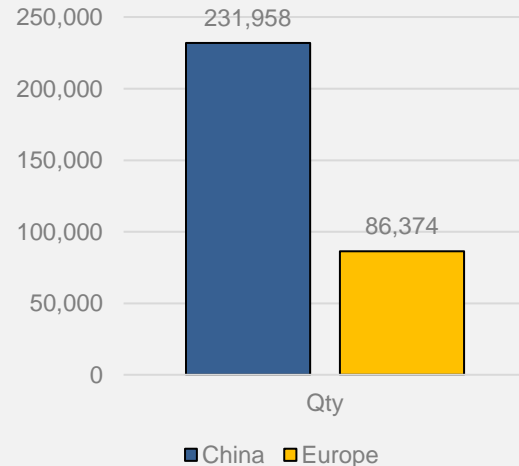
Supply vs Demand



Freight (USD/ton)



BB Export Market (Tons)



Observations:

1. In 2022, MSC had a Market Share of 86% throughout the year, but covering only less than 45% of the containers need;
2. At same period, CMA had a Market Share of less than 4%. For 2023, ceteris paribus, we expect lower volumes;
3. In order to see their need fulfilled, the exporters have called up Breakbulk as alternative, willing to pay more in order to see their production exported. According to the exporters, the freight cost averaged close 70 USD per Ton in 2022. The bigger the Stone the lower the freight cost per container.
4. Main market still China with 73% of BB.

There is a big market gap to be filled in order to find the balance between supply and demand, either MSC grows or CMA-CGM fill the gap, in both situations, they need to bring new volumes to Namibe.

2024 we will intensify our thinking on environmental way of working

Iniciatives

- We started already by changing lamps on the terminals to Led lights.
- We ordered cleaner reach stackers.
- Promote reduction on the number of trucks in the city, by using our ICD;
- Next step will be electrical trucks and RTG.



“Do the little things right to reach the big goals”

- Distribution of stronger bags to replace plastic bags;
- Distribution of thermal bottles to replace plastic bottles;
- Eco points at the terminals;
- Eco points distributed into populated areas;
- Xmas tree made of plastic bottles;



Orphanage Horizonte Azul

Location: Rua Comandante Eurico nº2, Luanda – Viana.

Objective: To carry out repair works to the infrastructure, food support, bus maintenance, succession of the forces, transport, garden sealing, computer repair and implementation of computer classes, application of a water filtration system, maintenance of the generator/electro pump and fuel supply. Main target group 95 children living in the orphanage.

Project Kimbo Liombembwa

Kimbo Liombembwa Project Location: Inside the Pediatric Hospital (David Bernardino).

Objective: to guarantee medical and medication assistance to the children of this institution, food, accommodation, transport and psychological support during the campaigns that are carried out twice a year (May & October).

Hidrocefalic Hospital

Hydrocephalus Hospital Location: Headquartered in Luanda, at Rua do Mercado Kifika, street nº 141/142, in Bairro Benfica.

Objective: The center has as its social object the area of Health and deals with Hydrocephalus, a disease of central nervous system infection, caused by the accumulation of cerebrospinal fluid inside the cranial cavity (in the ventricles or in the subarachnoid space), which in turn , increases the intracranial pressure on the brain, which may cause damage to the brain tissue, causing an increase and swelling of the brain.

Panguila´s School, nº380

Primary School of Kapari Panguila, nº380 Location: In Dande Municipality, before the Second Line Terminal.

Objective: School built by Sogester, comprising thirteen (13) classrooms, with the aim of helping the local community and inserting children into the school cycle. To guarantee a better future for the children of the municipality of Dande.

Little Seed Orphanage

Location: located in the Municipality of Cacuaco, Kifangondo District, on the right street of Luanda – Caxito.

Objective: Construction of new infrastructure (dining room, kitchen, laundry, art room and a suite), food support, maintenance of the generator / electro pump, removal of forces, transport, repair of computers and implementation of computer classes and application of a system of water filtration. main target group 87 children.




Panguila School



Orphanage – Horizonte Azul



Thank You



Adress

SOGESTER, Sociedade Gestora de
Terminais, S.A.
Estrada Boavista
Luanda, Republica de Angola

Telf. E-mail

Customer.service@sogester.co.ao
+244 943 087 711
<http://www.sogester.co.ao>

Social media:

Instagram: SOGESTER SA
Facebook: SOGESTER SA
YouTube: SOGESTER SA