



# ENABLING FASTER, SMARTER and SUSTAINABLE TRADE


MAKING TRADE FLOW



# CONTENTS

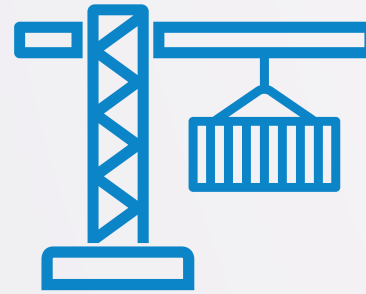
- 1 Who we are
  - Ports Overview
  - ATI 2022 Corporate Highlights
- 2 What we do
  - Seaports
  - Inland Logistics Terminal Network
- 3 Manila Facilities
- 4 Batangas & Laguna Facilities
- 5 Updates on Port Development

MAKING TRADE FLOW

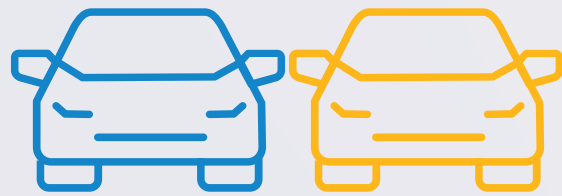


# ATI CORPORATE HIGHLIGHTS (2023)

1.5m  
teus handled



Record-high volume: 1.6m teus (2019)

 210k CBUs

Imported completely-built car units

 2.4m pax

Pre-pandemic volume: 4.0m annually


1,800 People  
and growing across  
8 local sites



ZERO  
Harm and spill  
incidents



# COMPREHENSIVE CAPABILITIES



CONTAINERIZED  
CARGO HANDLING



NON-CONTAINERIZED  
CARGO HANDLING



RO-RO  
HANDLING



PASSENGER  
HANDLING

# STRATEGIC FACILITIES IN THE PHILIPPINES

SEAPORTS

INLAND LOGISTICS TERMINALS



Manila South Harbor



Manila Inland Logistics Terminal



Batangas Port Terminal



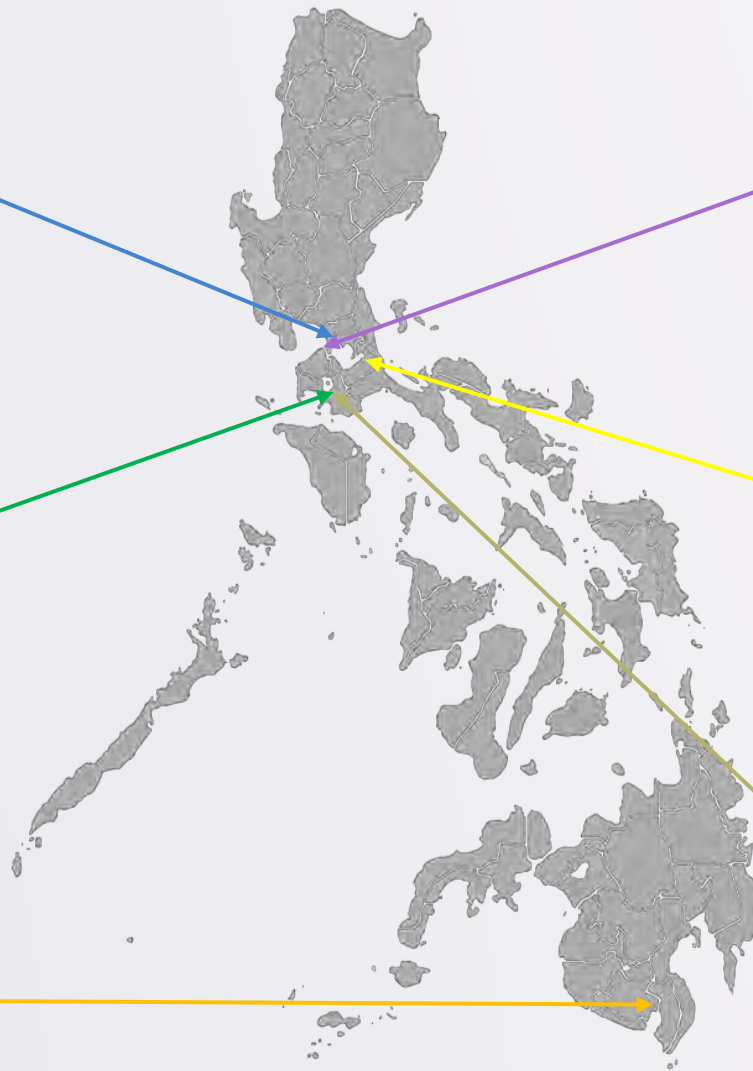
Laguna Inland Logistics Terminal  
(Bonded Facility)



South Cotabato Integrated Port



Batangas Inland Logistics Terminal




# PORTS & TERMINALS

---



# MANILA SOUTH HARBOR



2 INT'L GENERAL CARGO OPERATIONS


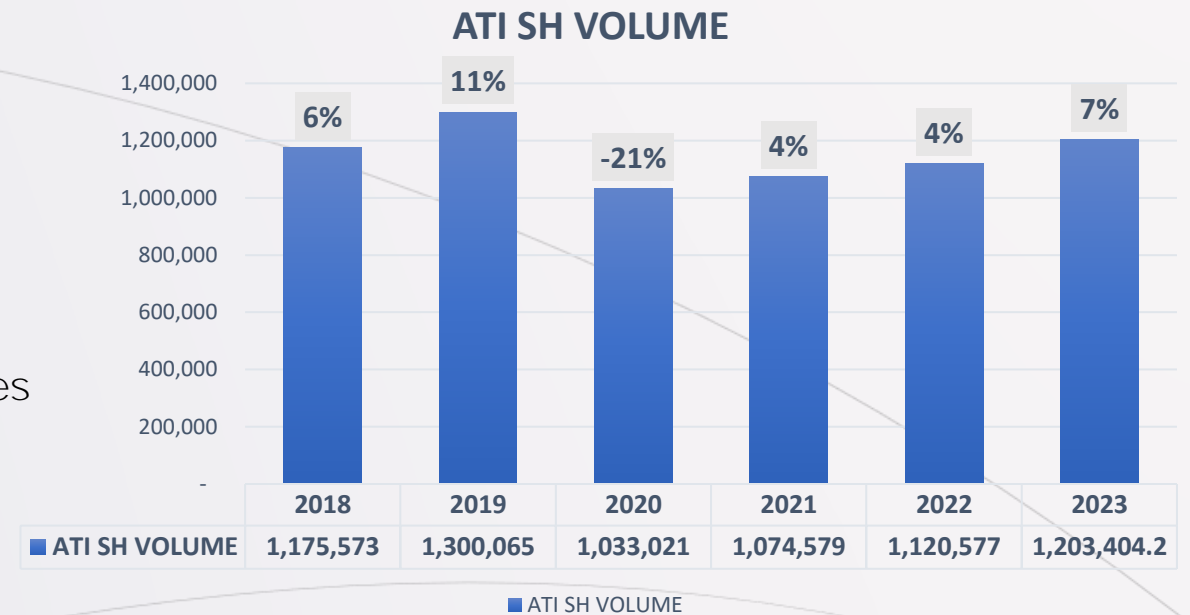
TERMINAL	AREA	STATIC CAP.	ANNUAL CAP.
Container	61.0 ha	43,263 teus	1.45 m teus
Gen Cargo	9.0 ha	21,076 mt	1.0 m mt

# MSH International Container Terminal

## ATI MSH Port Facility

## ATI MSH Port Potential

Container Berth	5
Berth Length	980 meters
Berth Draft	13 meters
Daily Static Capacity	43,263 TEUs
Annual Capacity	1.45M TEUs
Equipment Fleet	9 Quay Cranes 28 Rubber-tired Gantry Cranes 68 Internal Transfer Vehicles 5 Reach Stackers 19 Side loaders
Reefer Rack Capacity	412 plugs
Terminal System	TCS – TERMINAL CONTROL SYSTEM
Operating Hours	24/7







## CURRENT SH CARRIERS

Servicing Long Haul – US, EU, MED, Africa. Middle East and Intra-Asia Routes

# ATI Batangas Port & Terminal



Batangas Port  
Aerial Perspective



# BATANGAS CONTAINER TERMINAL

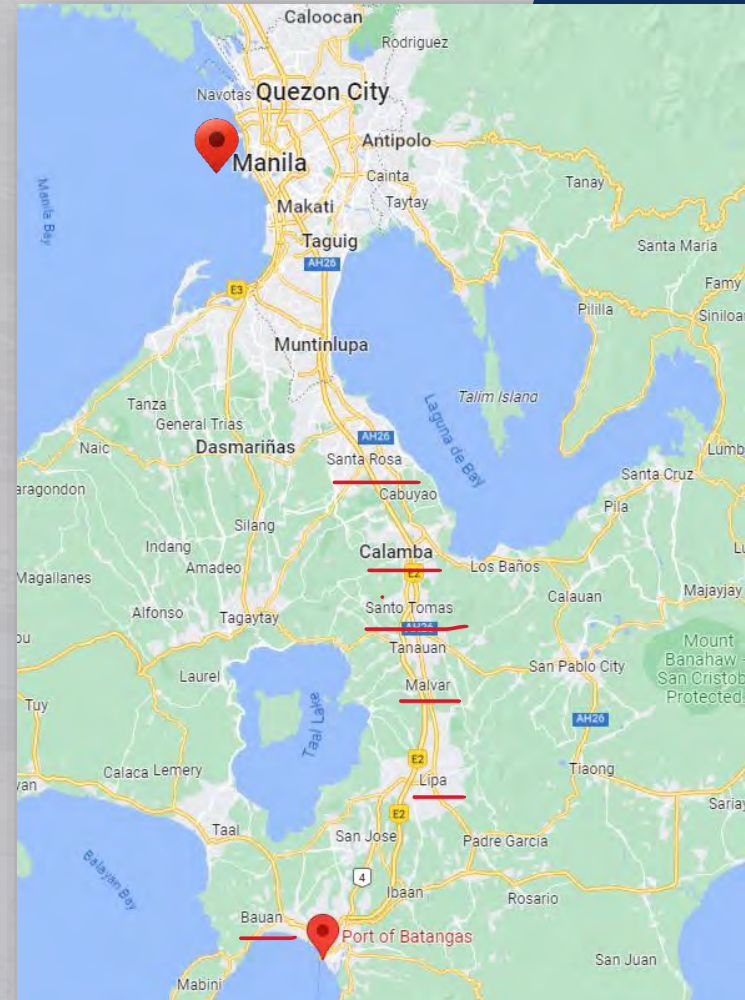
BERTH LENGTH	DRAFT	YARD SPACE	STATIC CAPACITY	ANNUAL CAPACITY
600m	13m	18 hectares	14,000 teus	500,000 teus

# ATI Batangas Port & Terminal

## Proximity to Locators & Industrial Parks

	Distance (in KM)		Travel Time ( in minutes)	
	BCT	MNL	BCT	MNL
Sta. Rosa	68	40	90	150
Cabuyao (LISP)	63	45	80	160
Silangan (CIP)	61	47	70	160
Canlubang (CIP)	59	49	70	170
Calamba (CPIP)	55	53	70	180
Santo Tomas (FPIP)	47	61	60	210
Lipa City (LIMA)	37	71	45	230
Bauan (Cocochem)	10	115	25	290

Beyond the main gateway ports in Manila and Batangas, ATI operates strategic facilities that bring competitive cargo handling services closer to customers in high growth rural and urban markets.



## Batangas Port Facility

## Batangas Port Potential

Container Berth

2

Berth Length

660 meters

Berth Draft

13 meters

Daily Static Capacity

15,000 TEUs

Annual Capacity

500,000 TEUs

Equipment Fleet

4 Quay Cranes  
8 Rubber-tired Gantry Cranes  
27 Internal Transfer Vehicles  
3 Reach Stackers  
6 Side loaders

Reefer Rack Capacity

492 teus / 246 plugs

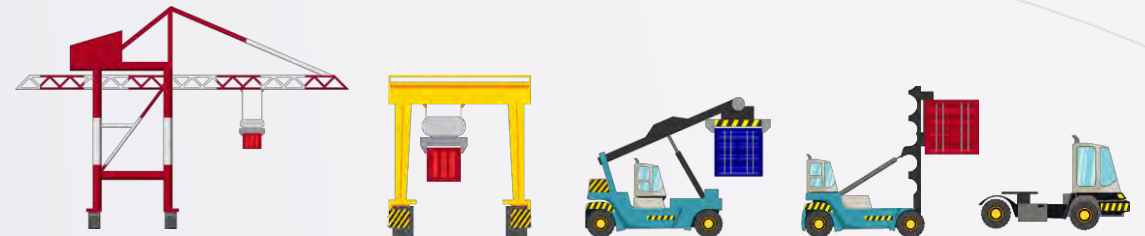
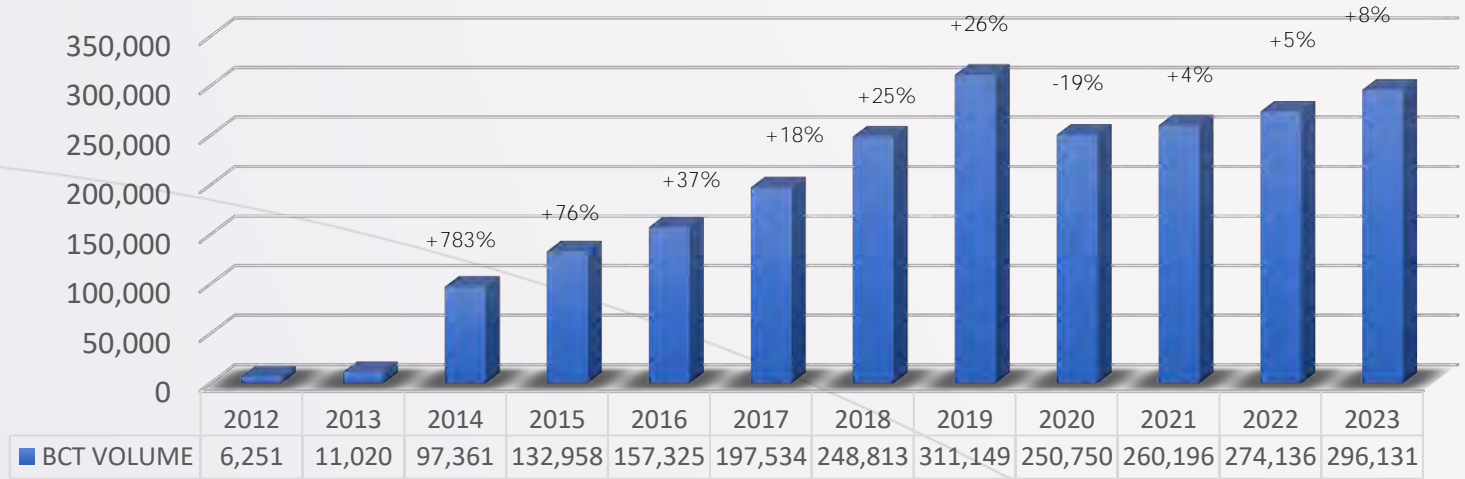
Terminal System

Zodiac Ops 7

Operating Hours

24/7

### BCT Annual TEU Volume



## Shipping Lines in Batangas Port



MAERSK

*SITC*

CMA CGM



T.S. LINES

**RCL**

**m**  
**SC**

# EFFICIENCY & CAPACITY UPGRADES

---

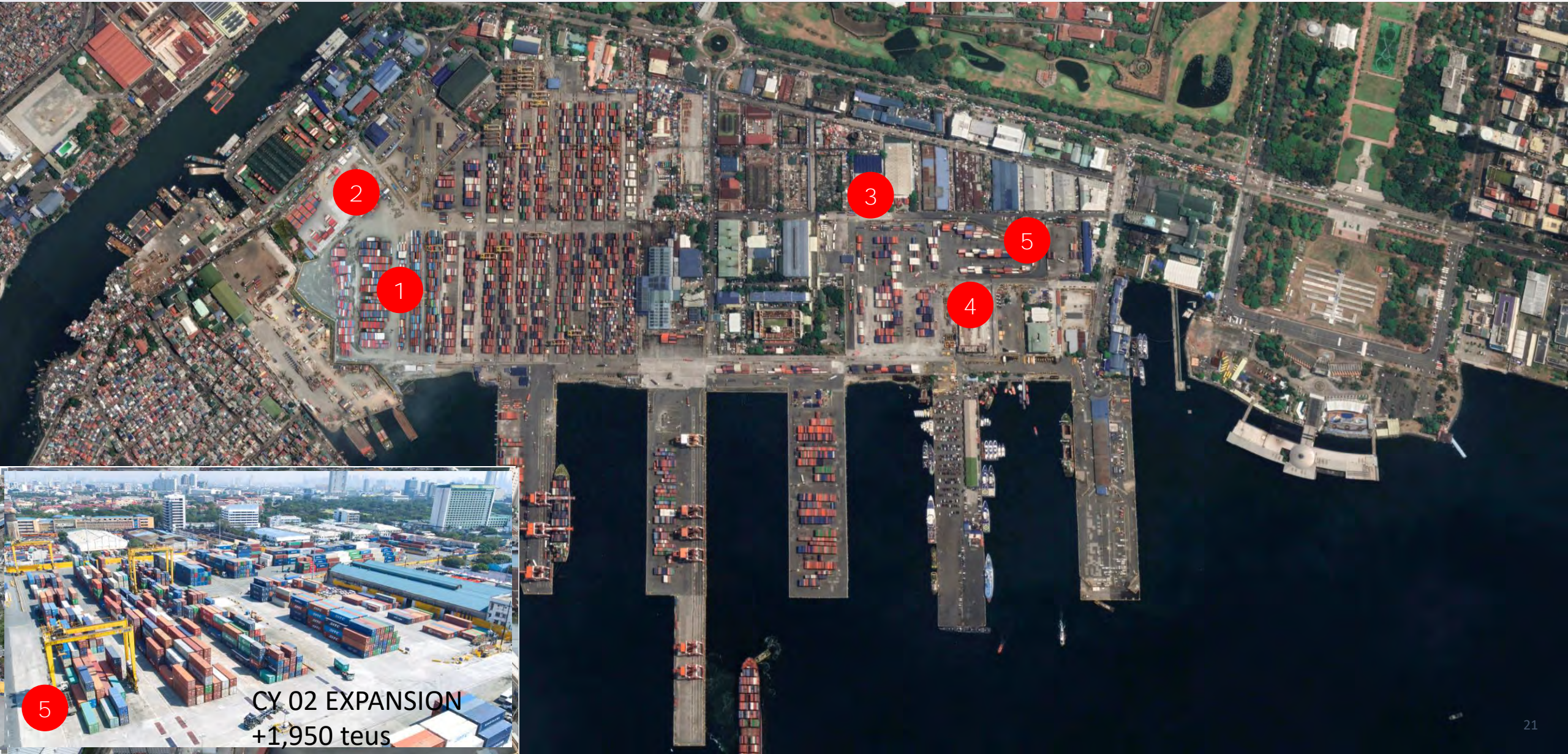


# SOUTH HARBOR (2019)





# SOUTH HARBOR (2023)



5

CY 02 EXPANSION  
+1,950 teus

# MANILA SOUTH HARBOR (OLD)

Current Annual  
Capacity

**1.45M**  
TEUs






# MANILA SOUTH HARBOR (FUTURE)

Projected Annual  
Capacity


+ 1.9M  
TEUs



# BATANGAS CONTAINER TERMINAL (2016)



# BATANGAS CONTAINER TERMINAL (2023)



## MANILA

**ATI ePortals**  
Transactions made faster, easy & convenient



## BATANGAS



**VAS**



Autogate System & Terminal Internet of Things

SOON TO HAVE...





# ENABLING FASTER, SMARTER and SUSTAINABLE TRADE

MAKING TRADE FLOW

