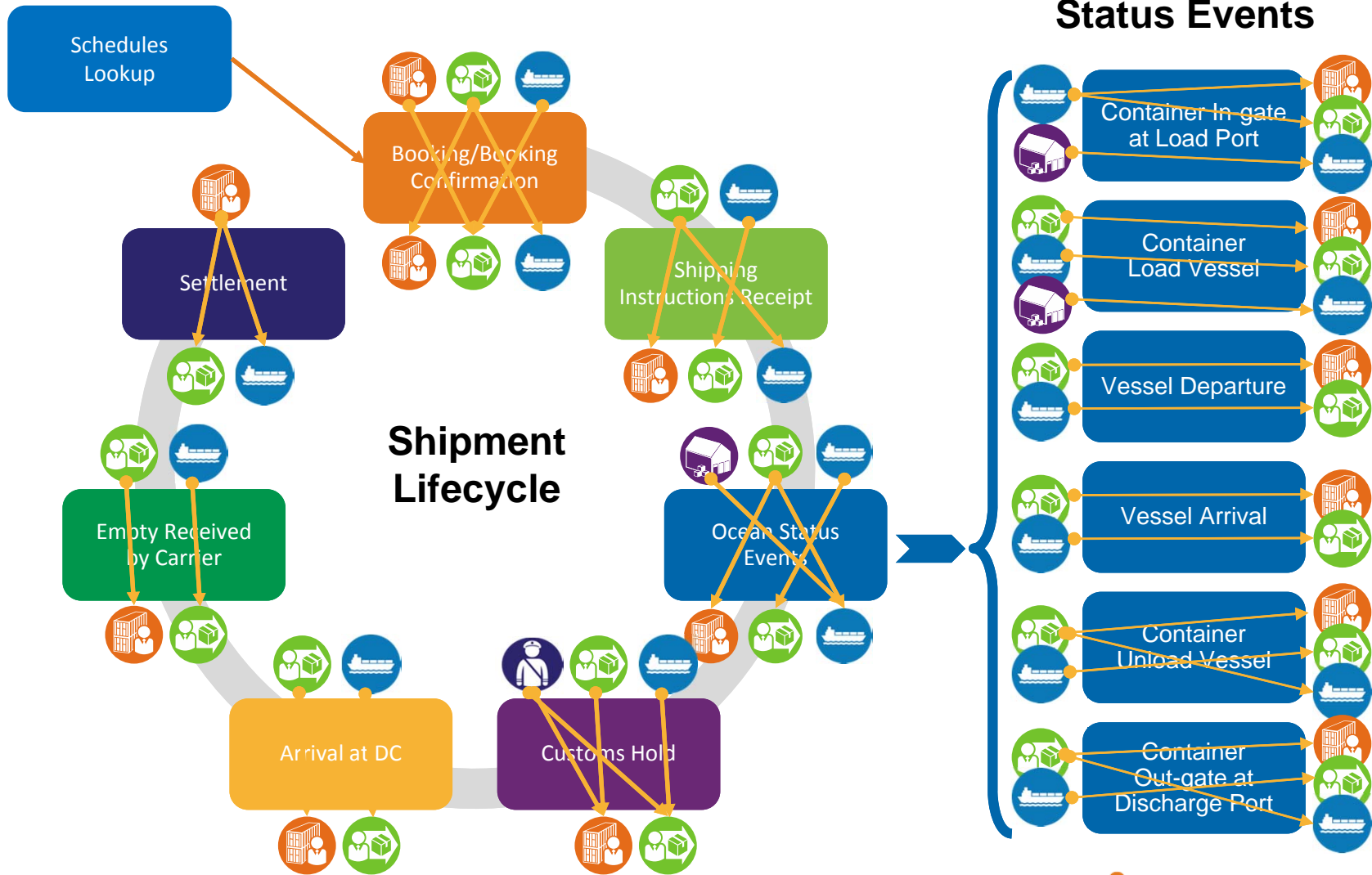
A large, colorful graphic on the left side of the slide. It consists of a large, multi-colored shape that resembles a stylized letter 'C' or a partial circle. The shape is composed of many small, overlapping hexagonal tiles in various colors including yellow, orange, red, green, blue, and purple. A white circle is cut out from the top of the shape. Below the main shape, there is a smaller green circle with a white outline.

INTTRA
Insight to analyze shipment
performance/reliability and SOLAS

February, 2016

A Shipper's World Today






INTTRA[®] Marketplace

With the #1 market share in global shipping,
the **INTTRA Marketplace** is the leading Ocean Shipping eCommerce platform.

Leaders in all industries rely on the INTTRA Marketplace to facilitate the exchange of key shipment information across the ocean shipping supply chain reducing connectivity complexity and improving efficiency through their single connection to the INTTRA Marketplace.

ONE connection to the world of ocean shipping.



Freight
Forwarders and
shippers face a
range of ocean
shipping
challenges



Too many shipments
arriving late



Cargo not meeting
departure times



Inability to meet
customer expectations



Preparing for unplanned
interruptions



Strong partnerships with all
ocean shipping parties



Identifying and addressing gaps in
performance or reliability

INTTRA Marketplace Decision Support

Tools to help address the challenges of ocean shipping

Discover

Understand your data

Define, measure and gain insights on operational performance to internal and external stakeholders.



Measure

Track your performance

Your historical shipment data is the foundation of our solution. You can begin measuring your performance on multiple data streams and compare and visualize your performance.



Compare

Identify historical gaps

Compare the timeliness and reliability of trade lanes, by import and export countries, and trend data to spot areas for potential improvement.

Integrate

Improve your systems

Our team of experts will help you take your data and integrate them back into your system for long term improvements.

INTTRA Marketplace Decision Support

Dashboards from the ocean shipping experts at INTTRA



Shipment Reliability Dashboard

- ✓ Solution for Freight Forwarders and Shippers
- ✓ View and Analyze Historical Trends
- ✓ Compare Forecast to Actual on:
 - ✓ Overall Reliability
 - ✓ Import Reliability (ETA)
 - ✓ Export Reliability (ETD)
 - ✓ Transit Time Reliability



Booking Response Dashboard

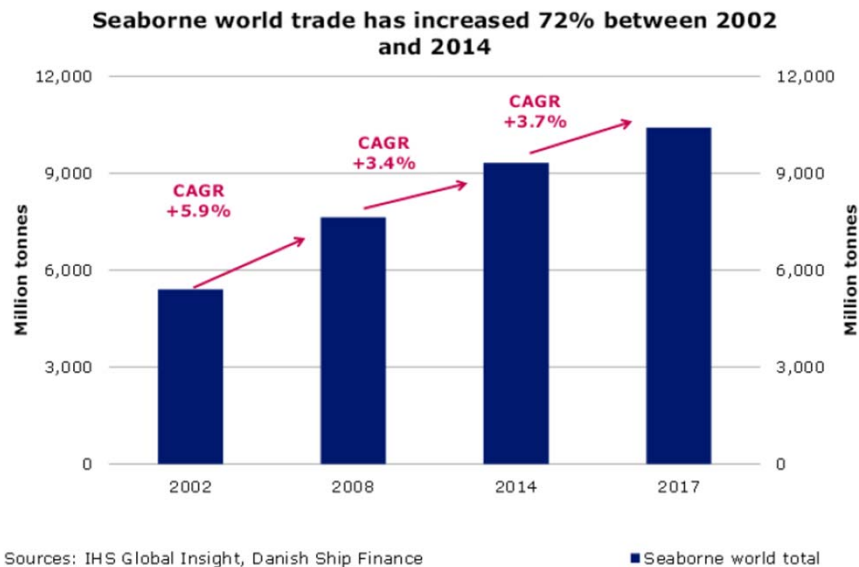
- ✓ Solution for Freight Forwarders and Shippers
- ✓ View and Analyze Historical Trends
- ✓ Compare time from initial booking request to response
 - ✓ By country
 - ✓ By channel

Tailored Reports on Your Company's Own Information

Industry Landscape

The SOLAS VGM requirements apply to all packed containers as defined and applied in the International Convention of Safe Containers (CSC) which includes tank-containers, flat-racks, bulk containers etc.

There are over 35 million physical containers in circulation globally, making ~200 million trips annually (avg. of 6.7 trips per container). Container growth trends are correlated to global trade volumes which are expected to grow at a 3.5-4.0% CAGR.



Sources: IHS Global Insight, Danish Ship Finance
Proprietary and Confidential Copyright © 2015 IHS Global Insight



Online eVGM UI Screens

Access to eVGM will be through company enrollment and a user entitlement model

The screenshot displays the INTTRA web portal interface. On the left, a navigation menu is open under the 'Document' tab, with the 'eVGM' section highlighted by a red box. The 'eVGM' section includes options for 'Create New', 'Create New (Bulk)', 'My eVGMs', and 'Search'. A blue arrow points from this menu to the text 'eVGM Added to the Document Navigation Menu'. The main content area features a 'Welcome to INTTRA's Web Portal' banner, 'Announcements', and a 'My INTTRA' dashboard. The dashboard includes a 'Status Summary' for eVGM with the following data:

Category	Count
New	57
Approved	25
Sent to Carrier	15
Carrier Acknowledged	156

A blue arrow points from the 'Approved' status panel to the text 'Dashboard View'. The INTTRA logo is visible in the bottom right corner.

© 2015 INTTRA Inc.

Thank you
Lydia van der Merwe
Regional Sales Director ANZ
Lydia.vdmerwe@intrtra.com
Mobile: +61 41 341 4738

