

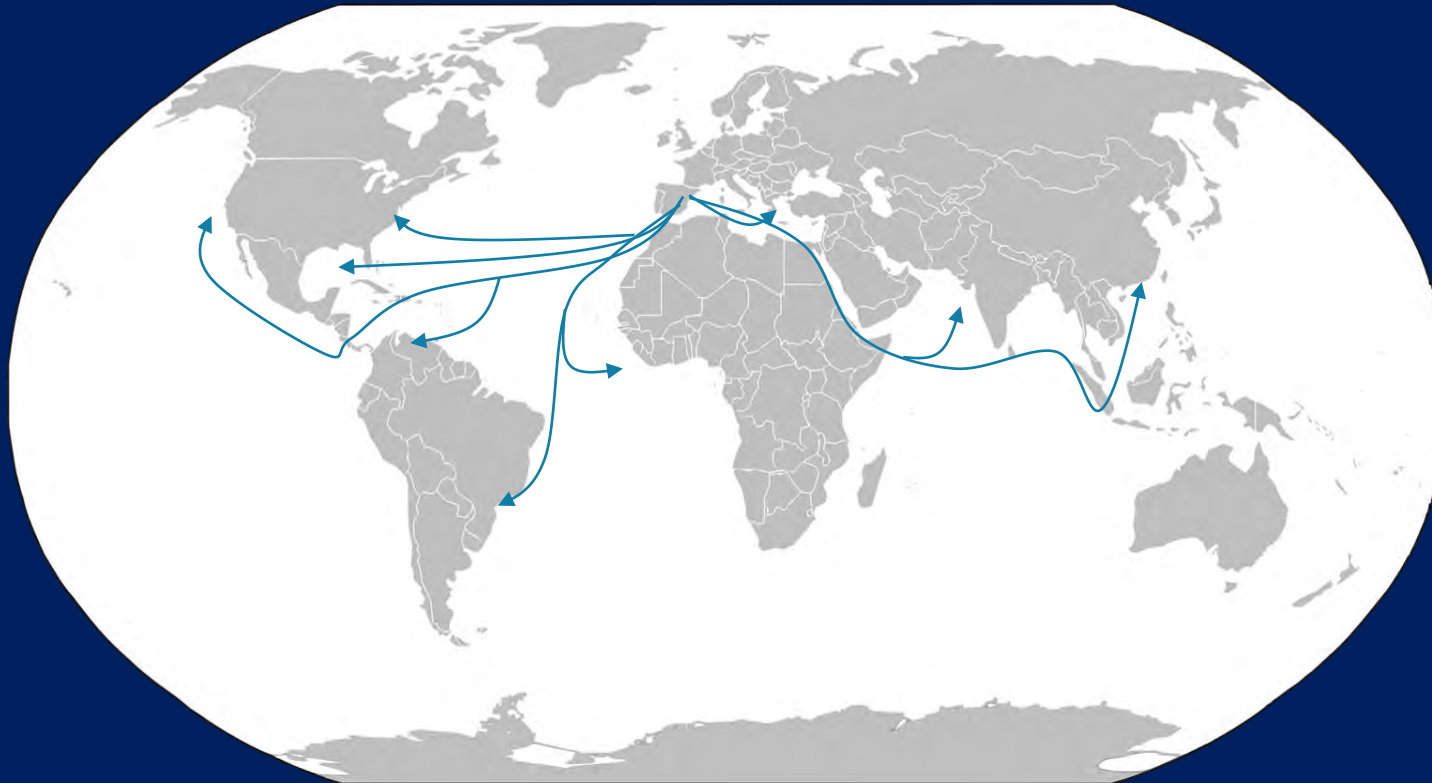
Port of Barcelona The West Mediterranean Gate



An aerial night view of Barcelona, Spain, showing the city's lights, the harbor, and the sea. The image is partially obscured by a white gradient on the left side where the text is located.

Why Barcelona?

Port de Barcelona



Directly Connected with 120 Ports Worldwide



Located in the middle of the **Mediterranean**



Competitive **Transit Times**

Area of **economic value**



- 20% GDP
- 23% Industry
- 25% Foreign Trade
- 35% Export Companies
- 45% Foreign Multinationals



All-in-one **logistics hub** in Southern Europe

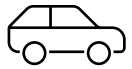


Home to the most relevant **clusters**



Port de Barcelona

Global Clusters in Port de Barcelona:



Automotive

Seat, Volkswagen,
Honda, Keeway,
Continental



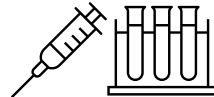
Fashion and Footwear

Inditex, Mango, Desigual,
Custo Barcelona




E-commerce

Amazon, Edreams,
Privalia, Let's Bonus,
Parabebés



Chemicals & Pharma

Baier, Henkel, Basf,
Solvay, Dow



Electronic Products

Fujitsu, Haier, Huawei,
IBM, Siemens, Sunfor



Industrial Products and consumer durables


Haier, Sunfor



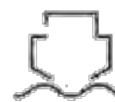


Biggest industrial and logistics concentration in the Mediterranean and Southern Europe

European & Mediterranean logistics hub in order to serve our clients located in Spain, France, Italy, Portugal and North Africa



21 days from China
direct container services with the shortest transit time from Asia to Europe



Save between 10-15%
in distribution costs



Save 15-20%
on your carbon footprint



Market of 400 million consumers
in less than 48h

An aerial photograph of the Port of Barcelona, Spain. The foreground is dominated by a vast area filled with stacks of colorful intermodal containers in various colors like red, blue, and yellow. Several large yellow gantry cranes are positioned along the quay, extending over the water. In the middle ground, several large white cruise ships are docked at the piers. The background shows the blue Mediterranean Sea, the city of Barcelona, and the distinctive curved architecture of the W Hotel. A dark blue horizontal bar is located at the top left of the image.

Port de Barcelona

Mission, Strategy & Facilities



OUR MISSION

Generate prosperity in our community, increasing the competitiveness of our clients through the efficient and sustainable provision of logistics and transportation services.

1

Multimodal Transport Hub

2

Logistic Hub

3

Flexible and Adaptable Port Community

4

Dynamic and Strong Hinterland

5

Ready to Lead Energy Transition

6

Productive Nautical & Technical Services

7

Highly Diversified Port

8

Modern and Advanced Port

9

Large International Market

10 CORE VALUES



10

Leading Clusters settlement



**Diversified Port
Commercial & City Port**



Containers



Vehicles



Dry Bulk



Liquid Bulk



Short Sea
Shipping



Cruises



Leisure
Facilities



Port de Barcelona

Imatge Satèl·lit
de 05 de novembre del 2017

500 m

o	2019	2021	2022	%
Total traffic	65.8 M tons	65 M Tons	71 m Tons	6.9 %
Containers	3.3 M TEU	3.5 M TEU	3.5 m TEU	-0.3 %
Hinterland	1.93 M TEU	2 TEU	1.9 m TEU	-4 %
Transshipment	1.4 M TEU	1.5 M TEU	1.6 m TEU	5 %
Cars	777,690 Cars	499,011 Cars	591,015	18.4 %
Liquid Bulk	15.9 M tons	12.4 M tons	15.6 m Tons	26.9 %
Dry Bulk	4 M tons	4.5 M tons	4.6 m Tons	2 %
Ro-Ro	410,546 UTI	396,730 UTI	419,168 UTI	5.7 %
Cruises	3.1 M pax	520,854 pax	2.33 m pax	348 %



Port de Barcelona



Record 2021-2022
3.5M TEUs



#1 Port
in Spain
Value of
Goods




Balanced
Import /
Export



#1 Cruise Port
Europe
#4 Cruise Port
Worldwide

HUTCHISON PORTS BEST

HUTCHISON PORTS BEST	
Capacity	2.25 m TEU
Area	79 ha
Berthing line	1,500 m
Draught	16.5 m
Quay cranes	13
Blocks	27
ASC	54
Shuttle carriers	34
Reach Stackers	8
Reefer plugs	2,750 (+1,450)



Semi-Automated terminal



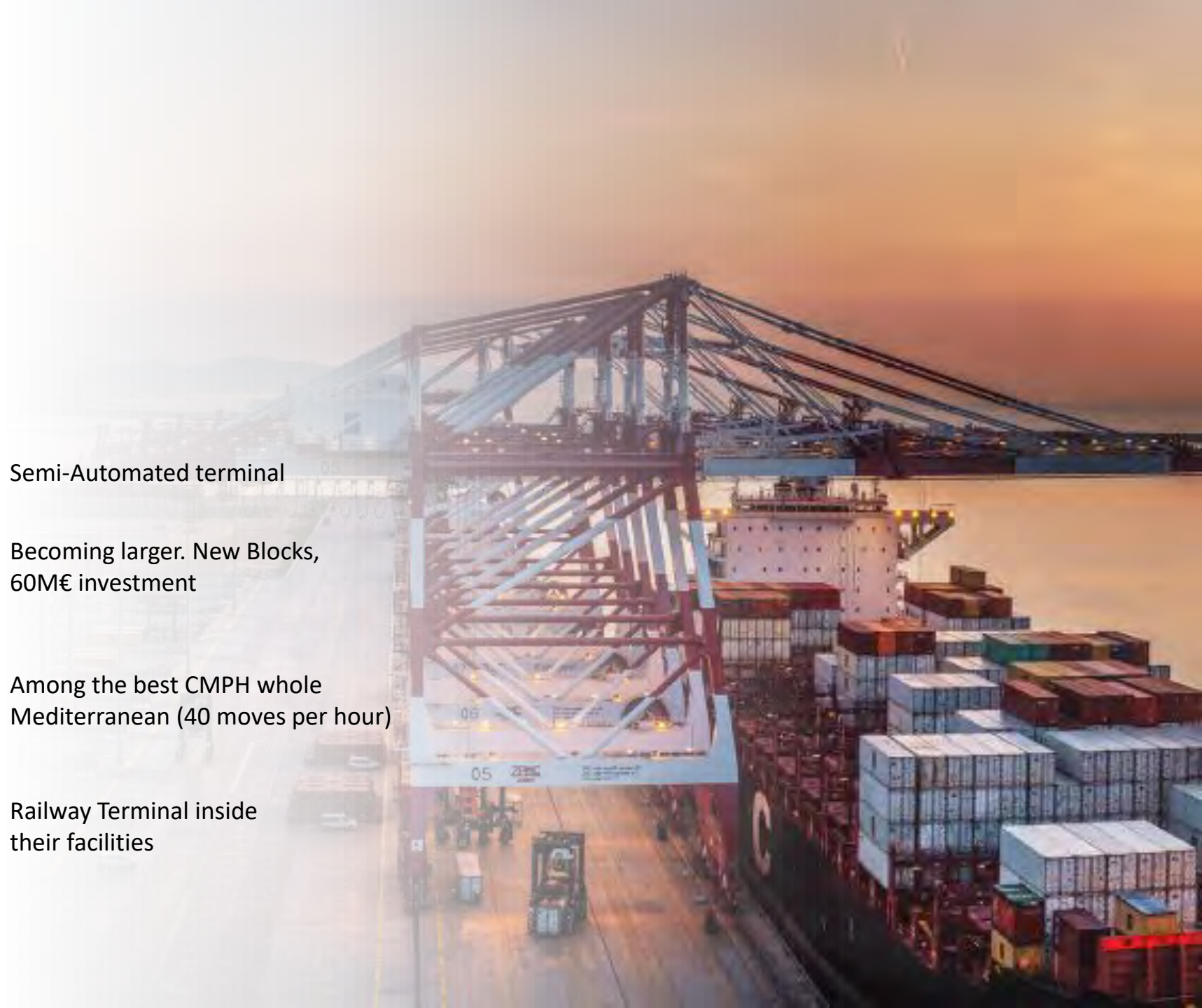
Becoming larger. New Blocks, 60M€ investment



Among the best CMPH whole Mediterranean (40 moves per hour)



Railway Terminal inside their facilities




Lifting Global Trade..

APM TERMINALS

APM TERMINALS BARCELONA	
Capacity	1.6 m TEU
Area	80.4 ha
Berthing line	1,515 m
Draught	16 m
Quay cranes	13
Blocks	30
Fork Lifts	10
Vancarriers	74
Reach Stackers	2
Reefer plugs	975



Automated gates



3 New Cranes Q1 2024
104M€ investment till 2028



Customer Oriented,
Tailored Solutions



Railway Terminal inside
their facilities





Railway Terminals in each Container Terminal

BEST Railway terminal

- 8 Rail tracks (750mts each)
- Total rail tracks of 21Km
- Mixed gauge UIC-Iberian
- 2 Rail RMG

APMT Railway terminal

- 6 Rail tracks (750mts each)
- Mixed gauge UIC-Iberian
- 2 Rail RMG



Railway Terminals near Port Facilities

Can Tunis

- 3 Rail tracks (750mts each)
- Mixed gauge UIC-Iberian
- 3 Rail RMG
- 1 Km from Port de Barcelona

Morrot

- 10 Rail tracks (515 mts each)
- Mixed gauge UIC-Iberian
- 7 Rail RMG
- Next to Port de Barcelona Facilities

Granollers

- 4 Rail tracks (365 mts each)
- Mixed gauge UIC-Iberian
- 3 Rail RMG
- 30 Km from Barcelona



ZAL Port (BCN + Prat + Ciutat)


- Extension: 239 Ha
- Gross Leasable Area: 921,000 m²
- Home to +120 companies, +6,000 employees
- Customers: Retailers, Freight Forwarders, Carriers, NVOCC's
- Facilities adapted to newest technological needs
- Service Center with offices, meeting and formation rooms, auditorium, events zone, leisure and service facilities



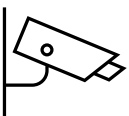
#1 Logistic Hub in Spain



Connected with 3 railway cargo platforms



Customer Care Service



Security and surveillance 24/7



Liquid bulk terminals



We meet the **particular needs** and requirements for many **different types of liquid bulk products**.



10 Terminals dedicated to bulk liquids with a total capacity of **4M cbm** for oil and chemical products



Direct connections by rail, road and pipe system to mainland Spain and European rail network

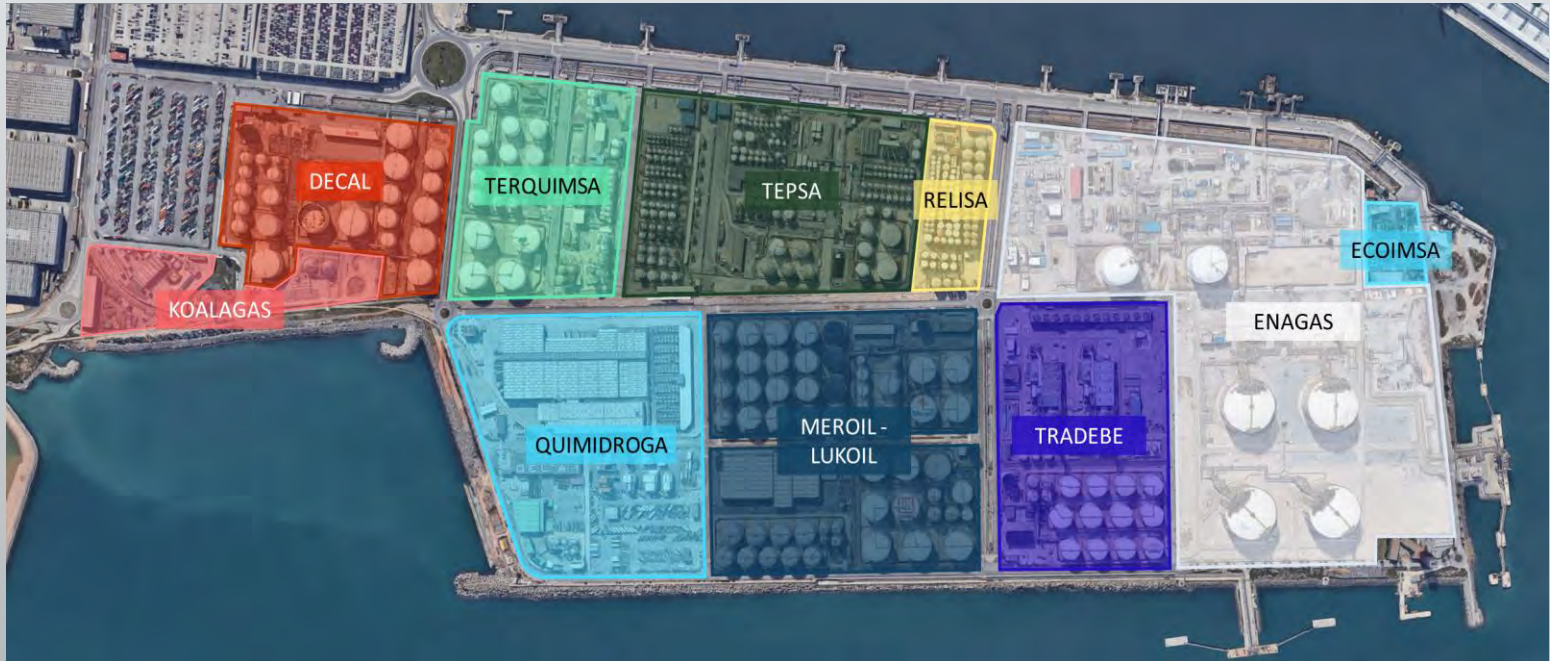


18 berths, up to 275 LOA and 175,000 DWT. LNG berth for **Q-MAX**.



Liquid bulk terminals

Energy Wharf	Products	Capacity	Berths	Draught	Annual Traffic
ENAGAS	LNG	840,000 m3	2	13.7 m	3.9M tons
KOALAGAS	LGP	4,000 m3	1	12 m	5K tons
RELISA	Veg. oils and biofuels	200,000 m3	3	12 m	1.2M tons
TEPSA	Chemical prod.	351,000 m3	4	16.5 m	1.3M tons
TERQUIMSA	Chemical prod.	213,000 m3	4	16.5 m	740K tons
DECAL	Hydrocarbons	445,00 m3	4	16.5 m	1.9M tons
CLH	Hydrocarbons	476,000m3	3	16.5 m	
MEROIL - LUKOIL	Hydrocarbons	1,000,000 m3	4	16.5 m	1.7M tons
TRADEBE	Hydrocarbons	453,000 m3	3	16.5 m	3.5M tons
QUIMIDROGA	Chemical prod.	-	-	-	-



Liquid bulk terminals

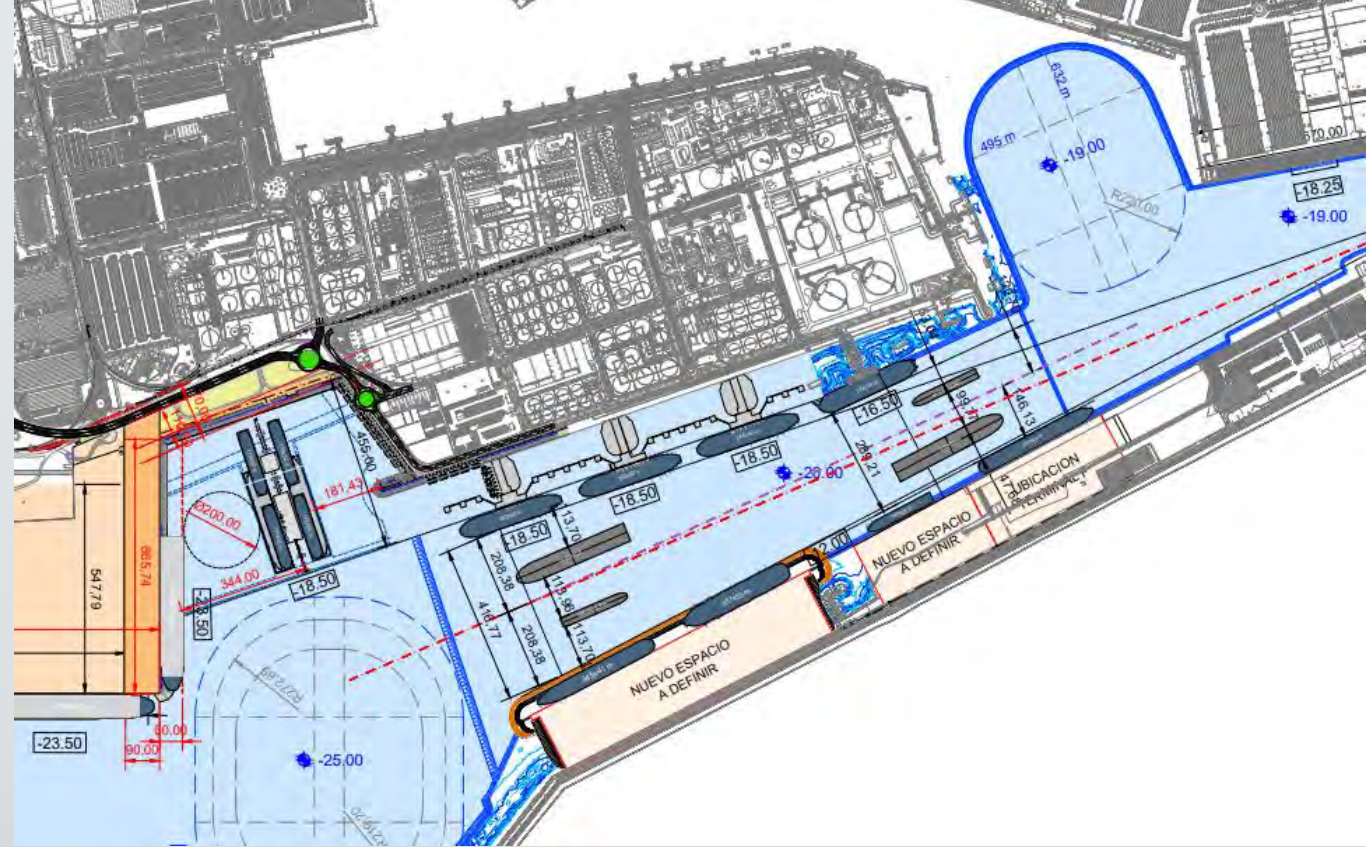
New 34B berths projected 2022-2024

3 new berths

Vessel discharge conditions:

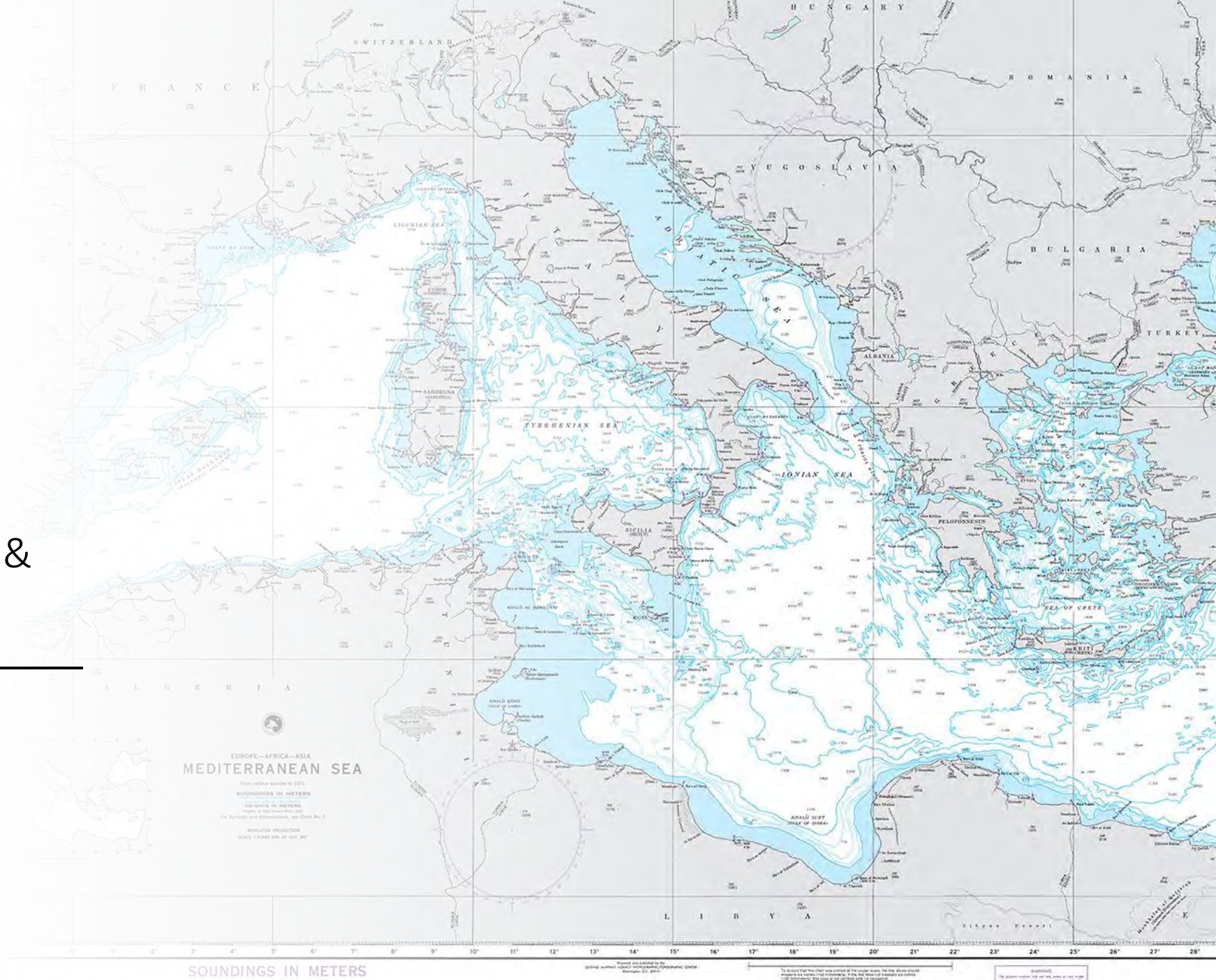
- Length (m): Max.: 282 m
- Max Draft (m): 18.5 m

Maximum displacement (SDW): 175,000 MT



Port de Barcelona

Connectivity, Port Network &
Inland Facilities



Direct Container Services – Main Maritime Routes



MAERSK



Major Shipowners Partnerships

Almost 100 regular Shipping Lines, Operated by 45 Shipowners connecting Barcelona with 120 Ports

Ocean Alliance: CMA CGM, Cosco, Evergreen, OOCL
The Alliance: Hapag Lloyd, Yang Ming, ONE, HMM
2M: MSC, Maersk

MAIN MARITIME ROUTES

Number of services from / to Barcelona

Europe – Far East	5
Europe – Indian Subcontinent	3
Europe – Middle East	5
Europe – Africa	28
Europe – North America	7
Europe – Central & South America	5
Mediterranean	41

You can check updated services at:

<http://www.portdebarcelona.cat/es/web/Port-dels-Negocis/lineas-regulares>



Connections with Asia



Connections with North America





Connections with Mexico Gulf – Central America



Connections with South America

Short Sea Shipping (SSS) Ro-Ro & Multipurpose Services



Rome 20h
Porto Torres 12h
Savona 18h
Leghorn 24h

Genoa 19h
Tangier 29h
Nador 24h

Rades-Tunis 30h

Las Palmas & Tenerife 3 days

Balearic Islands 8h

Nº of weekly services

Direct connections

● O/D port terminals: APMT and BEST

■ O/D continental port terminals: Morrot and Can Tunis

Indirect connections

● Via Perpignan / Le Boulou

■ Via Madrid

-- Rail motorways: semitrailers & containers



Intermodal Rail Services

Potential hinterland of Port de Barcelona



From / to port terminals: APMT and BEST

port terminals: MORROT and CAN TUNIS

Via Perpignan / Le Boulou

Via Madrid Abroñigal

TO / FROM	RAIL LOGISTICS OPERATOR	WEEKLY AVERAGE SERVICES
Lleida, Pla Vilanoveta	APMT Railway	3
Madrid, PSA Azuqueca	APMT Railway (Direct and via TMZ)	2
Miranda de Ebro (Burgos)	Synergy	3
Monzón TIM + AgroTIM (Huesca)	APMT Railway: Dry + (Reefer NEW) MSC Dry + Reefer	6
Noáin TIN (Pamplona)	Synergy	5
Tarragona	TP NOVA	9
Villafria (Burgos)	Synergy NEW	1
Zaragoza TMZ	APMT Railway: Dry+Reefer	25
Zaragoza PLAZA (Noatum rail terminal and LTA)	SICSA / APMT Railway	6
Antwerp (Belgium)	HUPAC Containers & semitrailers	5
Busto (Italy)	HUPAC	3
Ludwigshafen (Germany)	KOMBIVERKHER	3
Oporto (Portugal)	MEDWAY (via Zaragoza PLAZA) NEW	1
Alicante	Synergy NEW	2
Córdoba, Sevilla, San Roque	MULTIRAIL	2
Bilbao	CONTINENTAL / SICSA	6
Zaragoza PLAZA and Madrid Abroñigal	RENFE	5

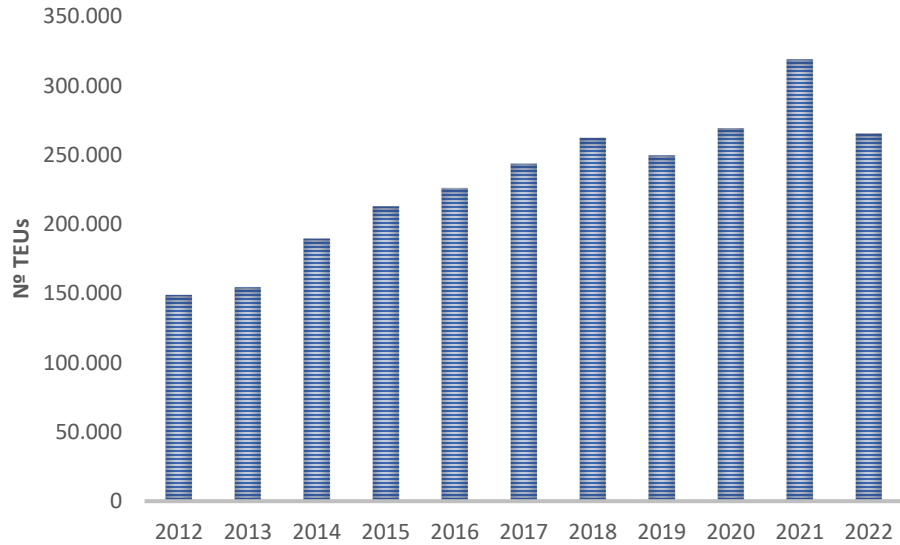
Services offered by ViiA (Bettembourg and Calais), DB CARGO (Saarbrücken), CARGOBEAMER (Calais NEW), NOVATRANS (Paris-Valenton and Dourges) and other rail logistics operators.

To Murcia, Sevilla and Lisbon. Operated by Renfe: 5 weekly services

You can check updated services at:
www.portdebarcelona.cat/ssff

Intermodal Rail Services

Railway Traffic Evolution in Port de Barcelona



+120%
Only 10 years

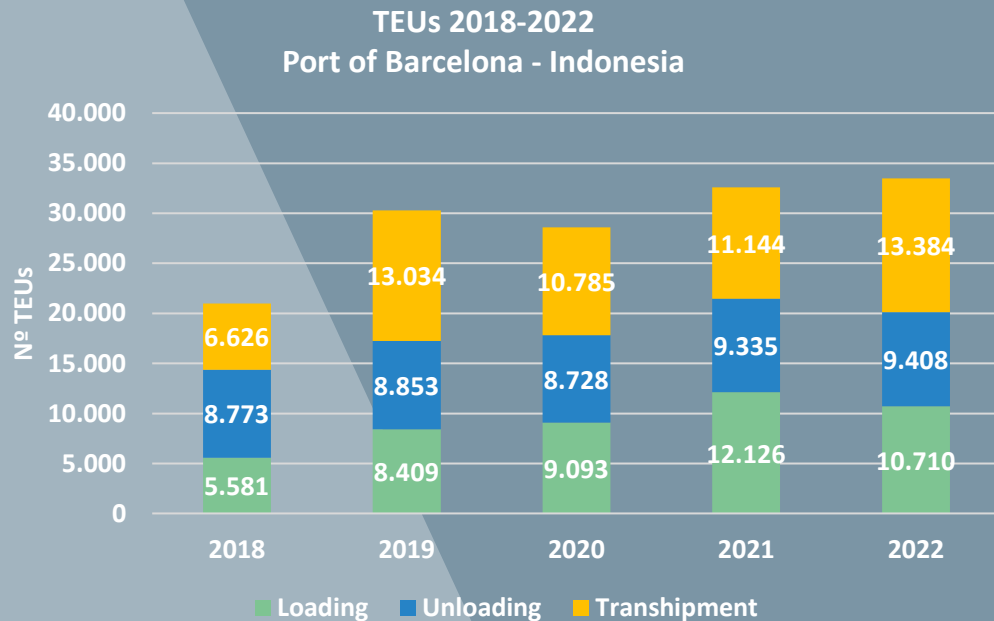
	2012	2013	2014	2015	2016	2017	2018	2019	2020	2021	2022
TEU's	148.926	154.522	189.553	213.026	225.996	243.605	262.379	249.751	269.304	318.971	265.560
TOTAL increase	1.53%	3.76%	22.67%	12.38%	6.09%	7.79%	8.89%	-5,85%	7.83%	18.44%	-16,74%
Railway share over	10.8	10.8	12.2	12.8	12.6	12.8	13.2	13	15.1	15.5	13.5



Port de
Barcelona
Indonesia figures

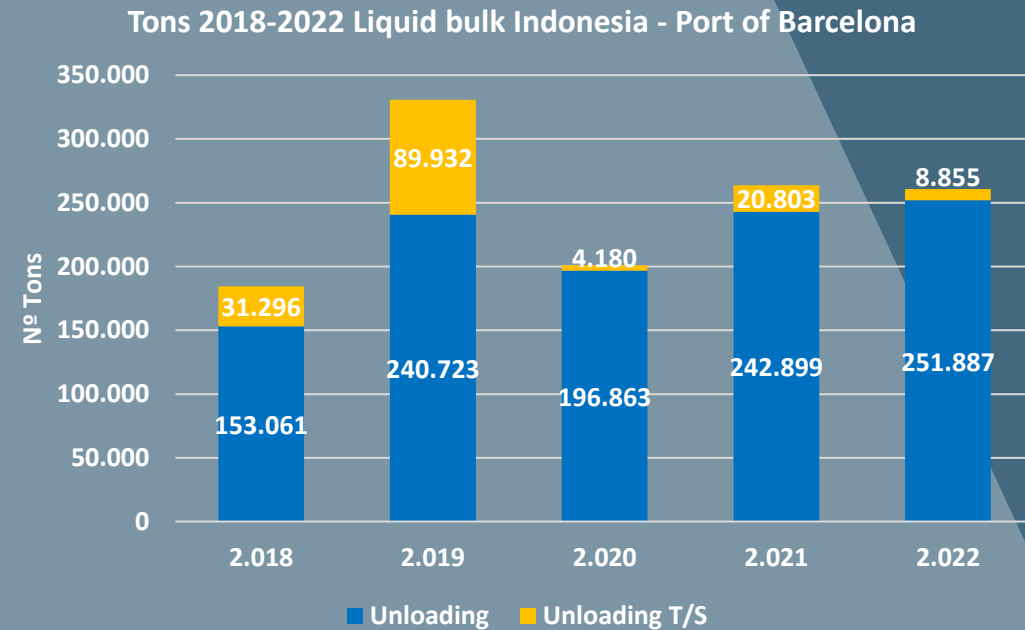


Container Traffic Statistics



	Loading	Unloading	Transshipment
2020 vs 2019	▲ 8%	▼ -1%	▼ -17%
2021 vs 2020	▲ 33%	▲ 7%	▲ 3%
2022 vs 2021	▼ -12%	▲ 1%	▲ 20%

Liquid Bulk Traffic Statistics

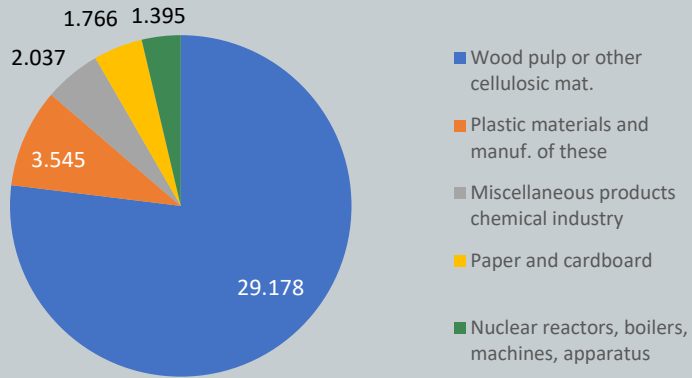


	Unloading
2020 vs 2019	◆ -18%
2021 vs 2020	● 23%
2022 vs 2021	● 4%

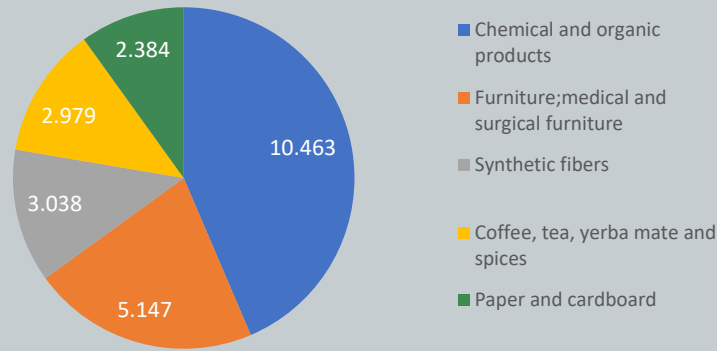
Main Freight Shipped with Indonesia (TEUs 2018-2022)

Containerized

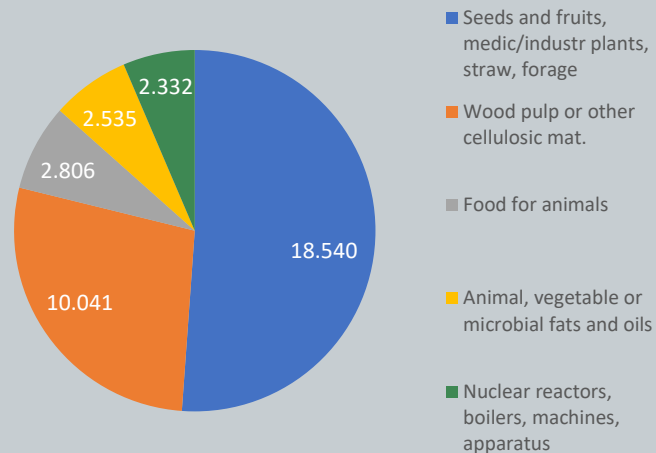
Export to Indonesia 2018-2022



Import from Indonesia 2018-2022

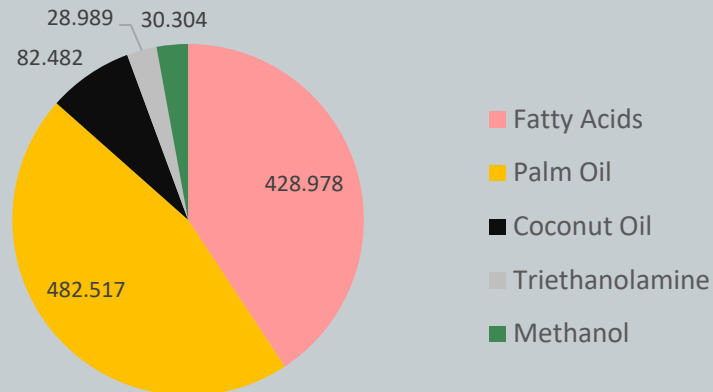


Transshipment Indonesia 2018-2022



Liquid bulk

TOP 5 Unloaded from Indonesia



Breakdown

Chemical and organic products (Import):

Basically, animated compounds with oxygen function

Seeds and fruits, medic/ind (Transshipment):

Soya bean

Services Barcelona Indonesia (1 transhipment)
From BCN to 'X' *From 'X' to BCN*

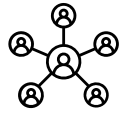
Country	Service	Shipowner	Port	Transhipment Port	Frequency	TT Export	TT Import
Indonesia	JADE / AE-11 / SERA 2	MEDITERRANEAN SHIPPING CO	Jakarta	Singapore	Weekly	40	26
		MAERSK LINE/A.P.MOLLER	Belawan			39	27
		HAMBURG SUD	Surabaya			38	28
	MED2 / MEX 1 / WM2 / MX1 / AEM2	CMA CGM	Jakarta	Singapore	Weekly	-	36
		COSCO CONTAINER LINES (COSCON)	Jakarta	Port Klang		44	-
		EVERGREEN MARINE CORPORATION	Belawan	Singapore		-	27
		OOCL	Belawan	Port Klang		44	-
	MD1	HAPAG-LLOYD,A.G. HYUNDAI MERCHANT MAR OCEAN NETWORK EXPRESS PTE LTD YANG MING LINE	Jakarta	Singapore	Weekly	36	32
	MD2	HAPAG-LLOYD,A.G. HYUNDAI MERCHANT MAR	Jakarta	Singapore	Weekly	32	34
		OCEAN NETWORK EXPRESS PTE LTD YANG MING LINE	Surabaya			30	30

Port de Barcelona

Customer Service & Value-
Added Services



Customer Care Service (SAC)



Link between the market and the Port



E-mailing for Querys and Complaints



Latest relevant informations regarding news and incidences affecting the Port



Useful apps for Port Community Users



Frequently Asked Questions



Port de Barcelona
Servei d'atenció al client

You can check SAC Landing Page at:
<https://sac.portdebarcelona.cat/en/>



Port de Barcelona
Servei d'atenció al client

CA | ES | EN | FR

Query or complaint

Customer Care Service

Information and management of queries and complaints regarding the passage of cargo through the Port of Barcelona

Update of maritime connectivity between the Port of Barcelona and the Far East and East Coast of the United States

Updates



There are no active advices



SAC Telegram - Follow our updates

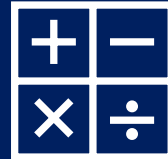
Port de Barcelona Applications

Container Tracking Application (CTA)




Traceability in real time of any container in Port de Barcelona facilities

Eco-calculator



Enables to calculate CO2 emissions between any Port and Port de Barcelona

Vessel Port Calls



Check updated Schedule of vessel port calls in Port de Barcelona

Access Time Port Terminals



Real Time Info of Access Time in our Container Terminals

Port Links



Create and design your own logistic chain through Port de Barcelona updated Liner Services

Portic



Telematic tool and interconnection between ports and port community users providing document Exchange and real time information services



Efficiency Network



Quality Label from Port de Barcelona



97 certified companies:

- Freight Forwarders
- Shipowners
- Transport companies
- Terminals



RELIABILITY



INFORMATION,
TRANSPARENCY,
TRACEABILITY



CARGO
SECURITY



You can check Efficiency Network Page at:
<https://www.portdebarcelona.cat/en/web/efficiencynetwork/inici>



Port de
Barcelona
Priority Axis

SMART

PORTS

PIERS OF
THE FUTURE



Sustainability

Our Port Community Goal is to create value in 3 different axis:



Economic Value



Social Value



Environmental Value



Port de Barcelona contributes to 13 of the 17 United Nations Sustainable Development Goals



Sustainability



Port de Barcelona leads the working group that aims for the reduction of ship emissions



LNG promotion as an alternative fuel



Quay Electrification
Cold ironing



Incentive to shipping companies contributing to achieve 0 emissions



Renewable Energy Generation from Port de Barcelona

Onshore Power Supply (OPS): €90 m

**GENERAL
STRATEGIC
GOAL**

70/50/40

Economic sustainability	Environmental sustainability	Social sustainability
€70 billion is foreign trade value	50% electrified container and ro-ro wharves	40,000 people working at the Port
Foreign trade and cabotage (excluding transshipment) that is transported through the Port	Provisional network and consolidated OPS pilot connections or with electrification projects underway	Employees who work there physically, on a daily or regular basis



Onshore Power Supply (OPS)

October 2022: PowerCon A/S wins the tender for the construction and commissioning of the first OPS points for containers in Hutchison BEST terminal.



Port de Barcelona