



THE ROLE OF BEBC (BIMP – EAGA BUSINESS COUNCIL)
IN ACCELERATING REGIONAL GROWTH

Sayid Irwan



IMPORT PHENOMENON (2017 - 2021)

Import Volume By Major Ports (Net weight: thousand tons), 2017-2021

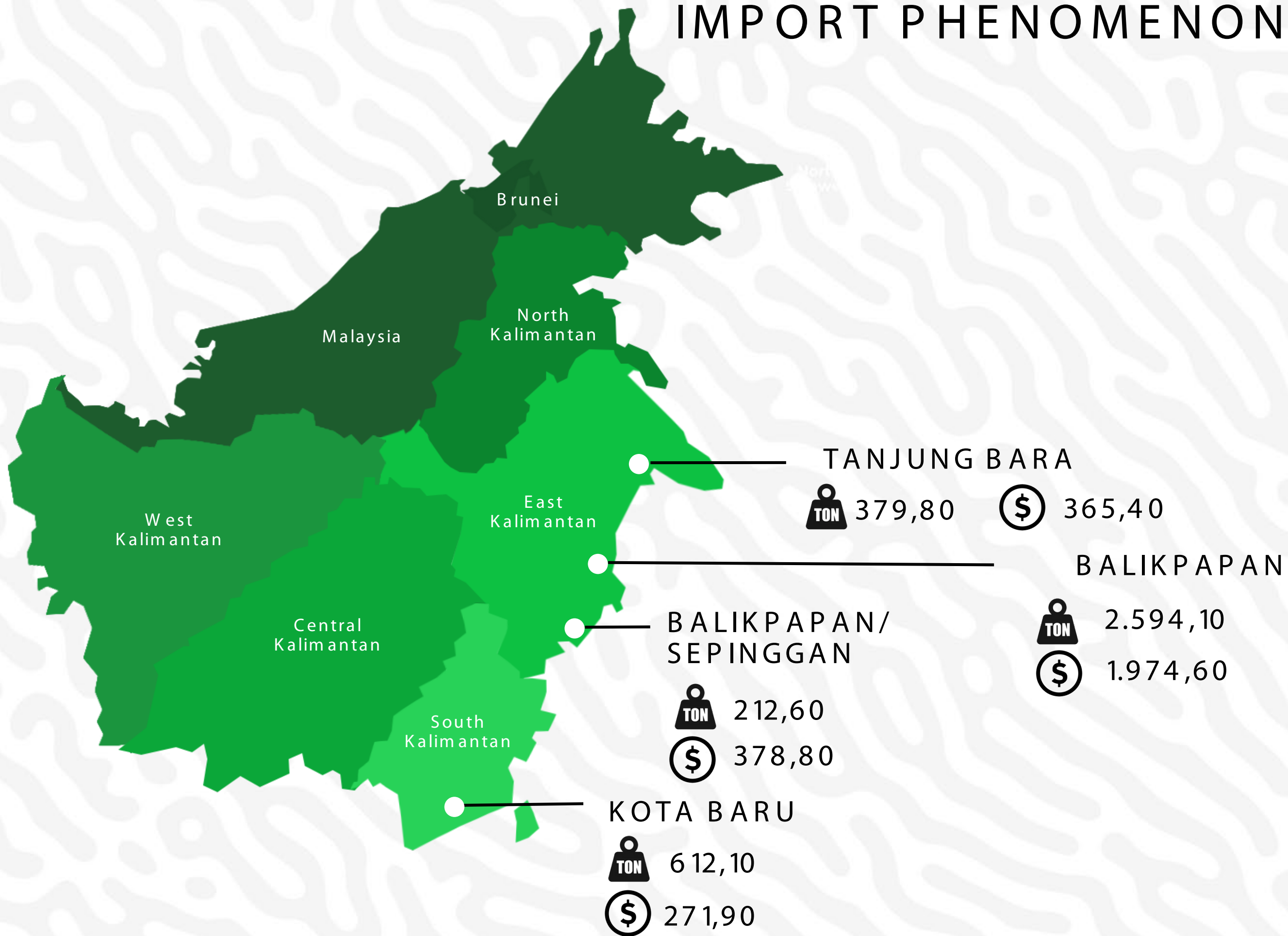
Province	Main Port	2017	2018	2019	2020	2021
Kalimantan Timur	Balik Papan	5 362,2	5 148,2	2 201,2	2 029,1	2 594,1
Kalimantan Timur	Balik Papan / Sepinggian	6,2	13,1	11,1	6,5	212,6
Kalimantan Selatan	Kota Baru	1 607,9	1 337,4	1 173,0	951,5	612,1
Kalimantan Timur	Tanjung Bara	311,1	441,8	479,3	262,8	379,8
Kalimantan Lainnya		2 451,8	2 734,6	1 622,2	1 221,8	1 039,7

Import Value By Major Port (CIF Value: US\$ million), 2017-2021

Province	Main Port	2017	2018	2019	2020	2021
Kalimantan Timur	Balik Papan	2 327,3	3 154,1	14 10,8	1 088,3	1 974,6
Kalimantan Timur	Balik Papan / Sepinggian	216,1	315,6	253,0	219,5	378,8
Kalimantan Timur	Tanjung Bara	226,3	345,1	395,8	186,7	271,9
Kalimantan Selatan	Kota Baru	846,1	860,5	687,6	374,7	365,4
Kalimantan Lainnya		1 452,0	2 348,1	1 620,4	1 170,4	1 288,7



IMPORT PHENOMENON 2021





IMPORT PHENOMENON (2017 - 2021)

Import Volume By Major Ports (Net weight: thousand tons), 2017-2021

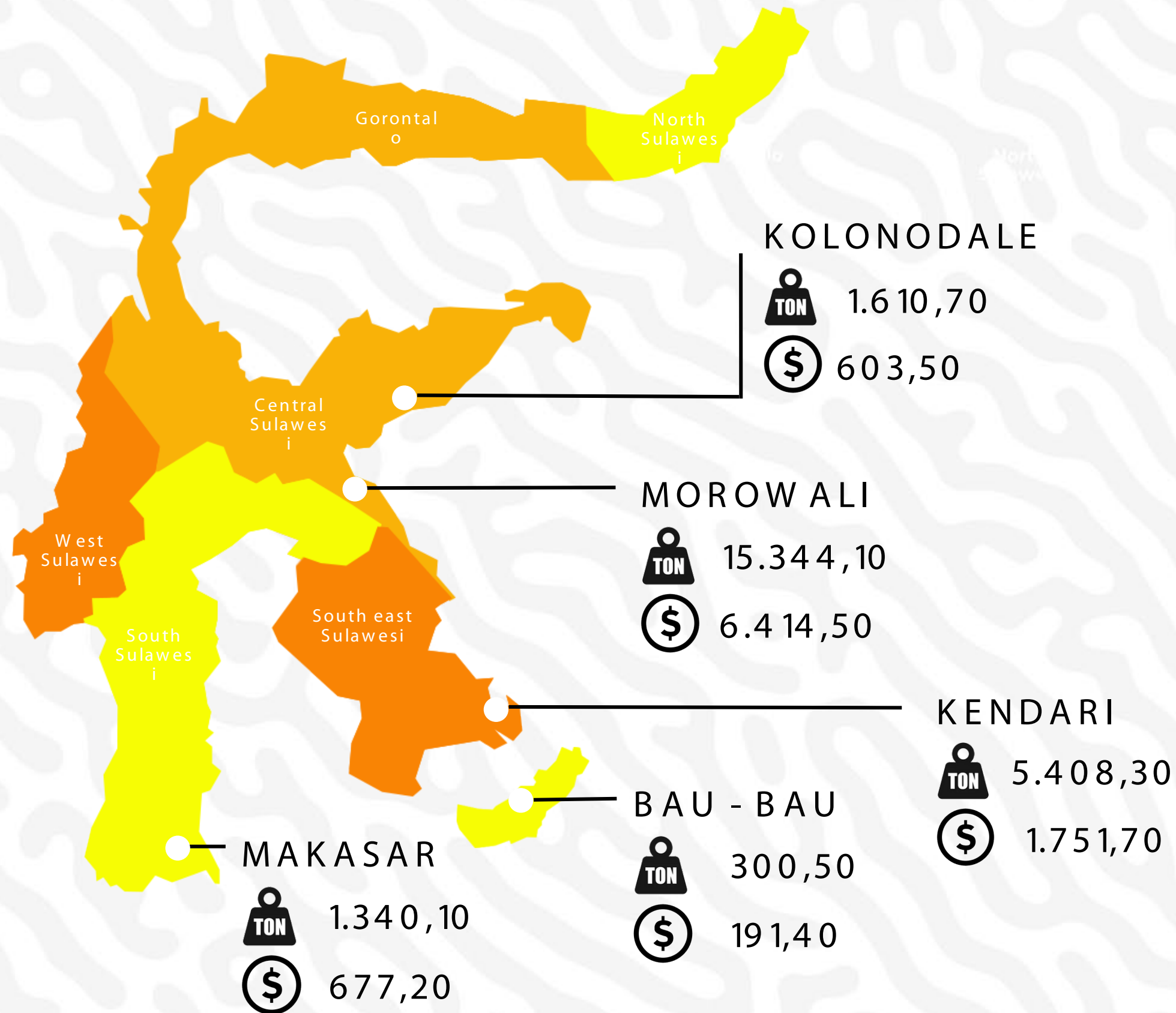
Province	Main Port	2017	2018	2019	2020	2021
Sulawesi Tengah	Morowali	1 216,0	3 499,1	850,6	2 000,4	15 344,1
Sulawesi Tengah	Kolonodale	0,0	2 744,8	3 757,6	6 000,2	1 610,7
Sulawesi Tenggara	Kendari	952,3	415,2	2 363,9	2 502,4	5 408,3
Sulawesi Tenggara	Bau - Bau	590,2	611,0	355,3	368,6	300,5
Sulawesi Selatan	Makassar	943,0	1 834,9	1 932,7	1 467,2	1 340,1
Sulawesi Lainnya		3 056,0	992,5	2 022,3	1 549,7	1 191,8

Import Value By Major Port (CIF Value: US\$ million), 2017-2021

Province	Main Port	2017	2018	2019	2020	2021
Sulawesi Tengah	Morowali	467,3	1 373,0	467,3	467,3	467,3
Sulawesi Tengah	Kolonodale	0,0	1 317,8	0,0	0,0	0,0
Sulawesi Tenggara	Kendari	448,3	329,9	448,3	448,3	448,3
Sulawesi Tenggara	Bau - Bau	336,9	425,6	336,9	336,9	336,9
Sulawesi Selatan	Makassar	637,8	637,8	637,8	637,8	637,8
Sulawesi Lainnya		1 479,3	1 479,3	1 479,3	1 479,3	1 479,3



IMPORT PHENOMENON 2021





IMPORT PHENOMENON (2017 - 2021)

Import Volume By Major Ports (Net weight: thousand tons), 2017-2021

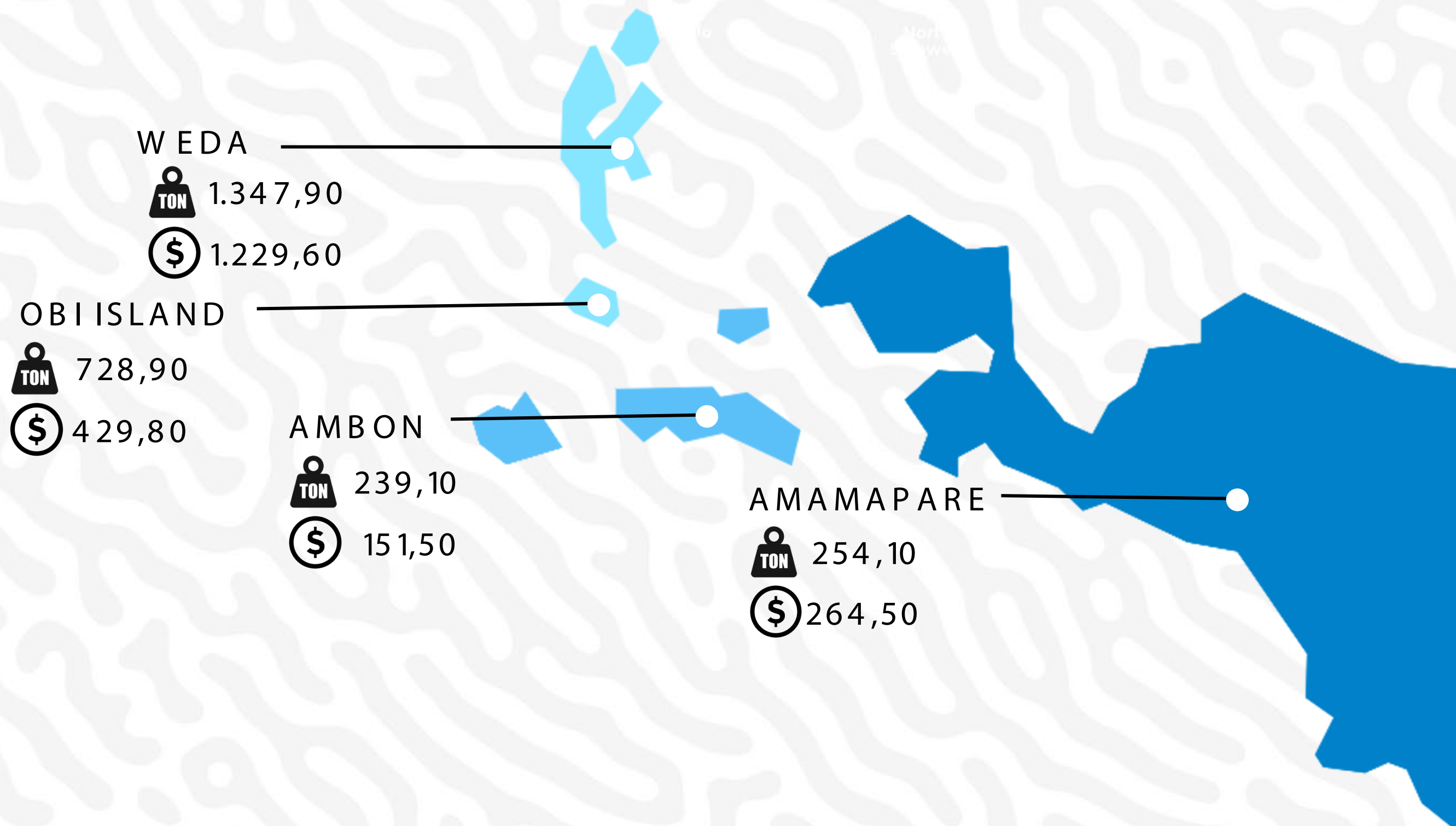
Province	Main Port	2017	2018	2019	2020	2021
Maluku Utara	Weda	0,00	0,00	0,00	620,20	1.347,90
Maluku Utara	Obi Island	219,20	384,80	647,20	675,10	728,90
Maluku	Ambon	565,80	662,50	266,20	253,40	239,10
Papua	Amamapare	165,40	280,50	237,30	176,70	254,10
Maluku dan Papua lainnya		227,70	479,20	523,10	203,30	465,20

Import Value By Major Port (CIF Value: US\$ million), 2017-2021

Province	Main Port	2017	2018	2019	2020	2021
Maluku Utara	Weda	0,00	0,00	0,00	986,60	1.229,60
Maluku Utara	Obi Island	97,10	232,40	625,80	434,00	429,80
Maaluku	Ambon	394,30	486,20	160,60	99,30	151,50
Papua	Amamapare	112,40	241,90	203,80	121,60	264,50
Maluku dan Papua lainnya		462,20	430,70	766,70	164,10	268,10

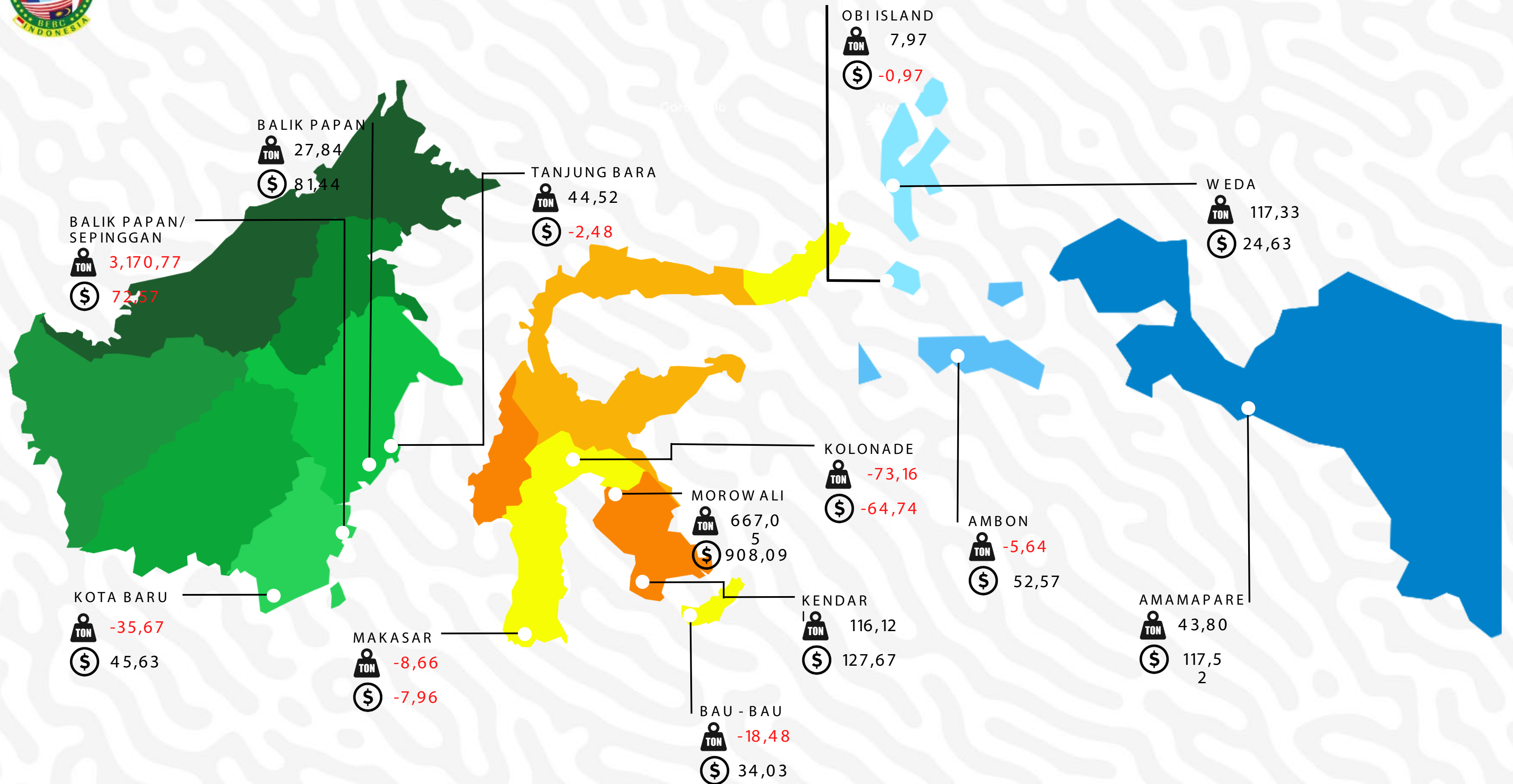


IMPORT PHENOMENON 2021





IMPORT PHENOMENON 2020 – 2021 (PERCENT)





EXPORT PHENOMENON (2017-2021)

Export Volume By Major Ports (Net weight: thousand tons), 2017-2021

Province	Main Port	2017	2018	2019	2020	2021
Kalimantan Barat	Pontianak	1.740,40	5.437,40	6.926,60	9.529,10	11.220,20
Kalimantan Selatan	Banjarmasin	71.723,10	77.067,60	82.621,50	66.402,40	72.484,00
Kalimantan Selatan	Kotabaru	8.163,50	11.208,60	10.028,60	7.240,80	13.260,20
Kalimantan Timur	Balikpapan	14.496,30	19.009,80	23.112,50	28.574,60	34.345,00
Kalimantan Timur	Samarinda	82.563,20	86.882,20	92.858,40	78.896,80	82.910,90
Kalimantan Timur	Tanjung Sengata	761,30	367,80	108,80	286,40	80,60
Kalimantan Timur	Bontang	23.080,50	22.243,30	19.686,00	17.305,20	16.496,60
Kalimantan Timur	Lingkars Tarakan	9.830,00	10.588,80	14.884,40	15.460,40	15.374,80
Kalimantan Lainnya		174.482,60	183.427,50	199.827,10	186.330,80	179.262,30



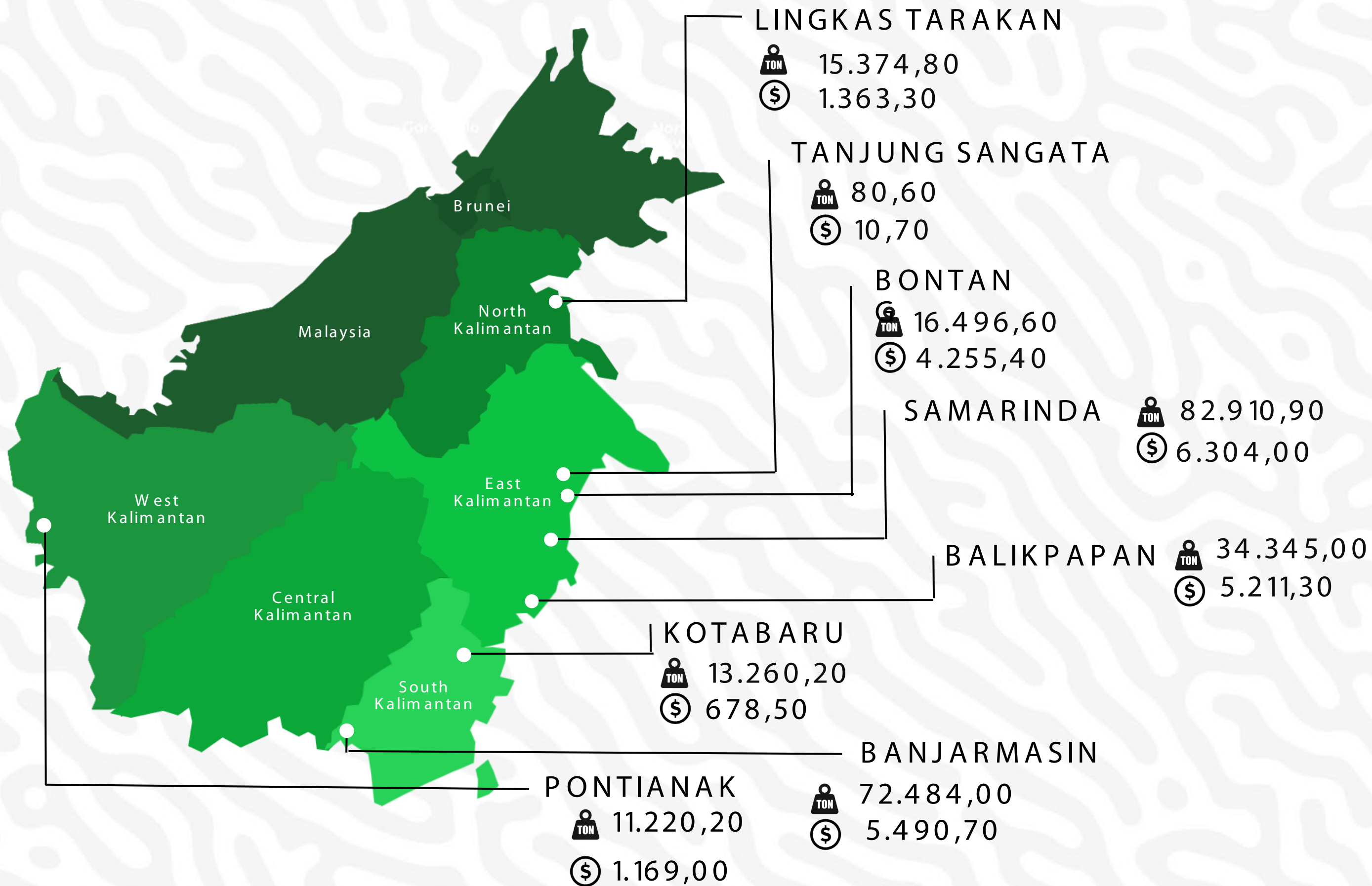
EXPORT PHENOMENON (2017-2021)

Export Value By Major Port (CIF Value: US\$ million), 2017-2021

Province	Main Port	2017	2018	2019	2020	2021
Kalimantan Barat	Pontianak	431,30	367,50	413,50	9.529,10	11.220,20
Kalimantan Selatan	Banjarmasin	4.154,10	4.734,60	4.401,50	66.402,40	72.484,00
Kalimantan Selatan	Kotabaru	219,10	319,60	291,90	7.240,80	13.260,20
Kalimantan Timur	Balikpapan	1.618,10	1.833,90	2.163,50	28.574,60	34.345,00
Kalimantan Timur	Samarinda	4.768,50	5.103,30	4.547,40	78.896,80	82.910,90
Kalimantan Timur	Tanjung Sengata	43,10	21,10	9,80	286,40	80,60
Kalimantan Timur	Bontang	4.478,90	4.565,30	3.221,20	17.305,20	16.496,60
Kalimantan Utara	Lingkasan Tarakan	683,90	780,70	838,80	15.460,40	15.374,80
Kalimantan Lainnya		10.928,20	11.564,50	10.499,20	186.330,80	179.262,30



EXPORT PHENOMENON 2021





EXPORT PHENOMENON (2017-2021)

Export Volume By Major Ports (Net weight: thousand tons), 2017-2021

Province	Main Port	2017	2018	2019	2020	2021
Sulawesi Utara	Bitung	674,30	794,00	662,40	555,10	576,30
Sulawesi Tengah	Pantoloan	609,50	778,30	914,00	775,10	618,80
Slawesi Selatan	Ujung Padang	311,40	185,40	39,80	30,90	7,40
Slawesi Selatan	Malili	3,90	30,00	90,60	91,20	82,70
Slawesi Selatan	Hasanuddin 1	2,70	0,90	0,80	0,80	1,00
Sulawesi Barat	Mamuju	2,30	0,00	11,10	0,80	0,00
Suawesi Tenggara	Pomalaa	2.259,60	5.457,10	6.156,50	47,50	18,70
Sulawesi Lainnya		5.472,50	11.598,60	21.951,30	12.364,20	15.307,20



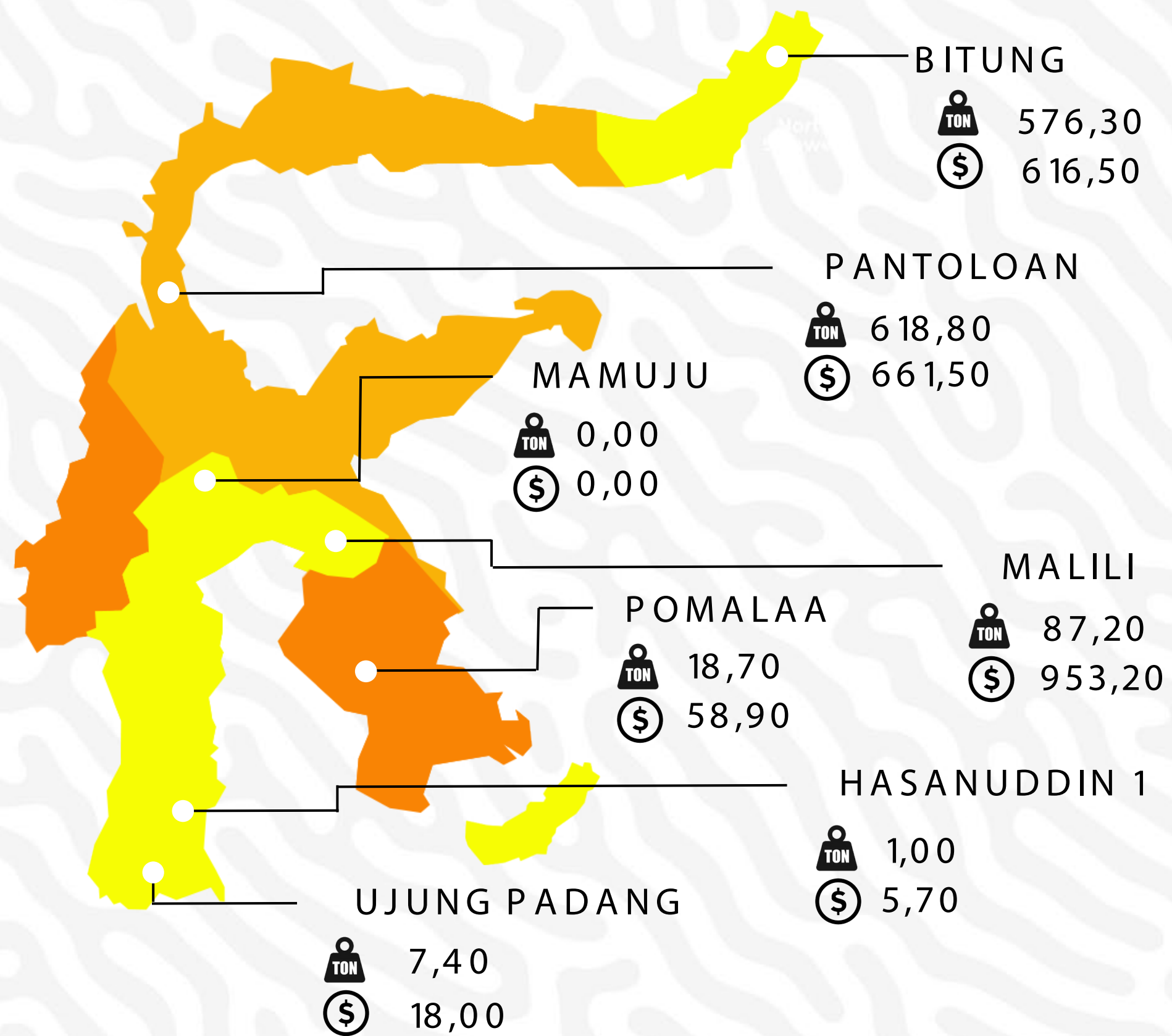
EXPORT PHENOMENON (2017-2021)

Export Value By Major Port (CIF Value: US\$ million), 2017-2021

Province	Main Port	2017	2018	2019	2020	2021
Sulawesi Utara	Bitung	674,30	520,30	296,40	320,60	616,50
Sulawesi Tengah	Pantoloan	404,70	457,80	467,70	507,80	661,50
Sulawesi Selatan	Ujung Padang	251,90	160,30	43,70	51,00	18,00
Sulawesi Selatan	Malili	3,40	230,90	782,00	764,40	953,20
Sulawesi Selatan	Hasanuddin 1	9,80	4,60	2,50	3,20	5,70
Sulawesi Barat	Mamuju	0,20	0,00	1,40	2,10	0,00
Sulawesi Tenggara	Pomalaa	141,00	286,10	319,10	119,40	58,90
Sulawesi Lainnya		3.938,80	6.480,50	7.554,50	9.986,50	16.723,20



EXPORT PHENOMENON 2021





EXPORT PHENOMENON (2017-2021)

Export Volume By Major Ports (Net weight: thousand tons), 2017-2021

Province	Main Port	2017	2018	2019	2020	2021
Maluku	Ambon	0,80	0,00	0,80	0,00	0,00
Maluku Utara	Ternate	165,60	55,50	0,00	0,00	0,00
Papua	Amamapare	956,80	1.307,00	527,30	900,10	1.728,50
Papua	Bade Irian Jaya	56,60	62,40	99,50	32,90	22,30
Papua Barat	Sorong	42,40	0,00	59,40	67,20	0,00
Papua Barat	Bituni, Papua	5.941,20	6.567,50	6.143,80	6.510,00	5.515,20
Maluku dan Papua lainnya		2.633,10	11.224,90	15.062,20	2.104,50	2.932,80



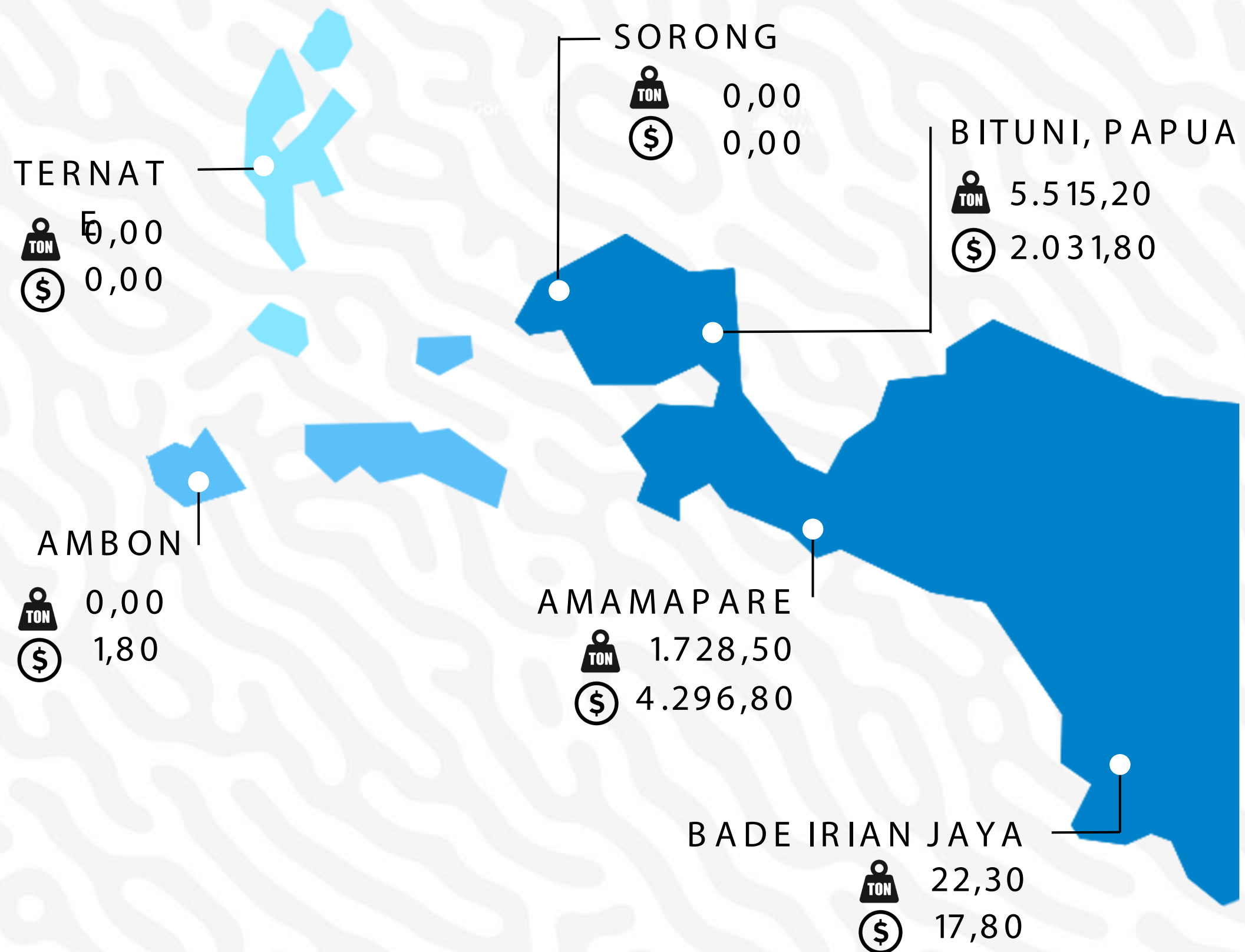
EXPORT PHENOMENON (2017-2021)

Export Value By Major Port (CIF Value: US\$ million), 2017-2021

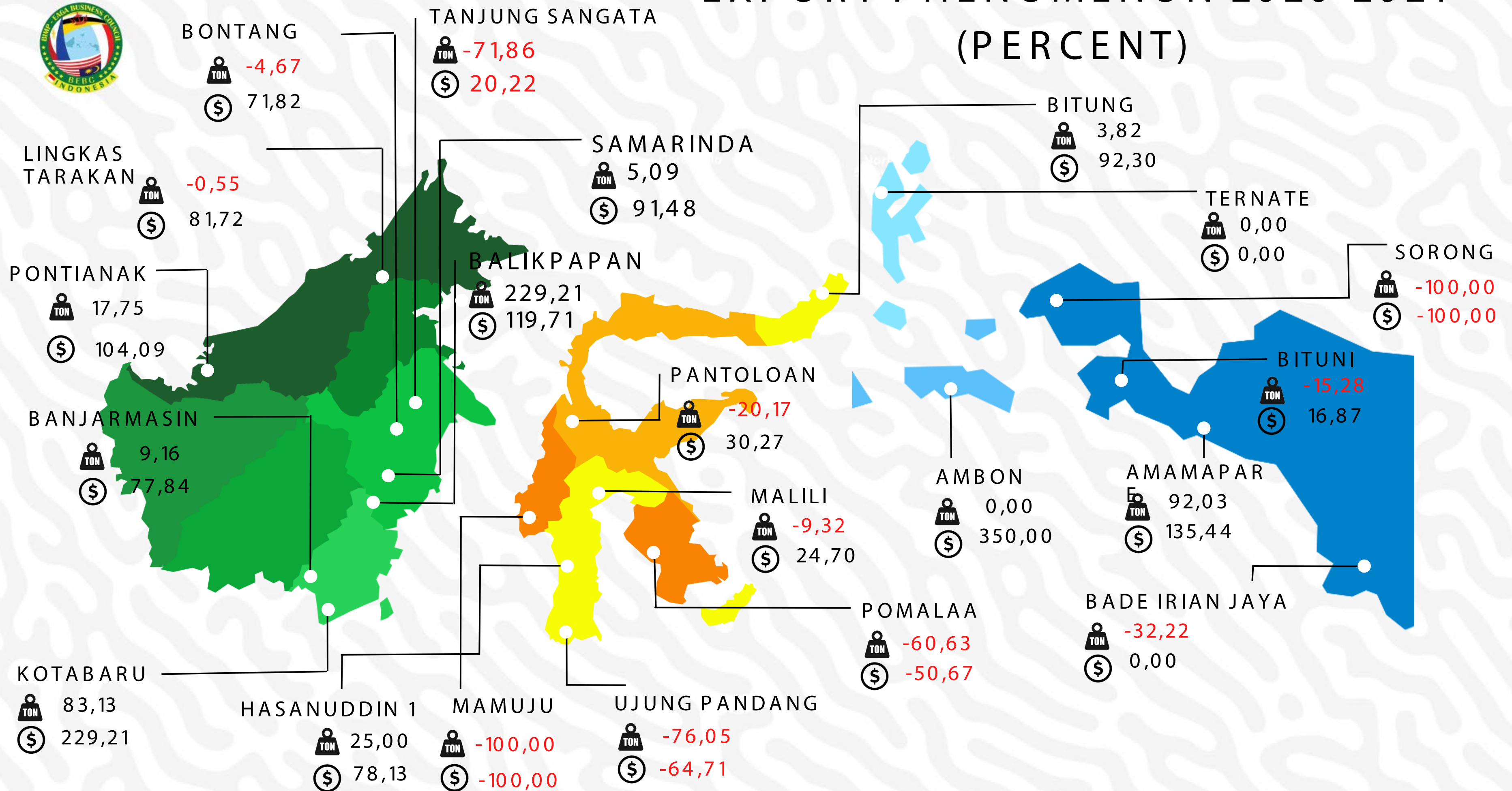
Province	Main Port	2017	2018	2019	2020	2021
Maluku	Ambon	0,30	0,00	0,20	0,40	1,80
Maluku Utara	Ternate	5,60	1,80	0,0	0,80	0,00
Papua	Amamapare	2.349,60	3.760,00	1.087,10	1.825,00	4.296,80
Papua	Bade Irian Jaya	43,90	50,40	52,30	17,80	17,80
Papua Barat	Sorong	15,50	0,00	22,10	16,30	0,00
Papua Barat	Bituni, Papua	1.939,60	2.793,90	2.270,50	1.738,50	2.031,80
Maluku dan Papua lainnya		381,90	770,90	980,10	1.143,70	4.269,50



EXPORT PHENOMENON 2021



EXPORT PHENOMENON 2020-2021 (PERCENT)





THEORIES

$$Y = C + I + G + (X - M)$$

Economic growth can be created through Consumption (C), Investment (I), Government Expenditure (G), Export (X), and Import (M). When Consumption (C), Investment (I), Government Expenditure (G), and Net Exports (X-M) increase, income or economic growth also increases.



THEORIES

SPASIAL ECONOMY

The 1990s saw the beginning of rapid development in the field of spatial economics (also called new economic geography), a theoretical construct used to analyze the geographical distribution of economic activities that has garnered attention as a new frontier in the study of economics. This new field focuses on the geographical dimension of economic activity, an area that standard economics has not always treated effectively. In spatial economics, the interaction between "agglomeration force," which draws economic activity to a specific region, and "dispersion force," which disperses economic activity throughout the surrounding area, determines the geographical distribution of economic activity.

RESEARCH

- 65%

Content
[]

SEARCH ENGINE OPTIMIZATION

ANALYSIS

RANKING!

DIGITAL MARKETING

Feed Back

- good
- Bad.

CHECK LIST

Analysis

content

Engine

DATA

SEO

SEARCH

- phone
- Laptop
- Computer.

WWW.
WEBSITE OPTIMIZATION

How?





Governor

North

Sulawesi

**THANK
YOU**





BEBC Indonesia

BIMP – EAGA BUSINESS COUNCIL