



HEAVY-DUTY LIGHTING FOR PORTS & TERMINALS

PHOENIX[®]
DURABILITY X DESIGN™

PHOENIX

130

Years of history

79

Years manufacturing lighting fixtures

29

Years servicing ports & terminals

6

Continents

+ 400.000

LED fixtures installed

PHOENIX[®]
DURABILITY X DESIGN™

PHOENIX

1st

Lighting manufacturer to install LED on a port crane

USA

Major part of portfolio done in Milwaukee-WI

PORTS

Division dedicated to the ports industry

AC/DC

All terminal applications covered

OEM

Liebherr, Konecranes, Caterpillar, Komatsu etc

REALLY HEAVY-DUTY

 **Phoenix Products Company Inc.**

Durable, Heavy-duty Lighting Fixtures

What kind of environments can
Phoenix's fixtures stand up to?

PHOENIX[®]
DURABILITY X DESIGN™

BORN IN MINING, PHOENIX HAS THE HEAVY-DUTY CONCEPT IN ITS DNA. IT IS THE ONLY COMPANY THAT MANUFACTURES LIGHTING FIXTURES EXCLUSIVELY FOR SEVERE APPLICATIONS.

THE DEVICES WERE DESIGNED TO RESIST MOISTURE, SALT, VIBRATION, IMPACT AND THUS DRASTICALLY REDUCE THE COST OF MAINTAINING AND OPERATING A PORT.

 <https://youtu.be/SIGcA4mEbQM>

PHOENIX[®]
DURABILITY X DESIGN™

WHY PHOENIX?



HEAVY-DUTY

BORN IN THE MOST ADVERSE ENVIRONMENT, IT IS THE ONLY MANUFACTURER OF HEADLIGHTS AND REFLECTORS EXCLUSIVELY FOR SEVERE APPLICATIONS



PORTS FOCUS

FIRST MANUFACTURER TO INSTALL AN LED IN A PORT AND MAINTAIN ITS LARGEST INTERNAL DIVISION DEDICATED EXCLUSIVELY TO PORTS



QUALITY

ISO 9001:2008 CERTIFICATION WITH PROPRIETARY LABORATORIES AND UL AND CE CERTIFIED PRODUCTS MANUFACTURED IN THE USA.

PHOENIX[®]
DURABILITY X DESIGN™

PORTFOLIO



PORT APPLICATIONS




**CRANES, SHIP LOADERS
Y SHIP UNLOADERS**



YARD LIGHTING



MOBILE EQUIPMENT




WAREHOUSES



**CONVEYOR BELT
SYSTEMS**

ASSEMBLY LAYOUTS

PHOENIX'S PORTFOLIO WAS BUILT ACCORDING TO EACH SPECIFICITY OF A PORT OPERATION; THEREFORE, EACH PART OF THE EQUIPMENT REQUIRES A LUMINAIRE DESIGNED FOR SUCH. TURNING ON A LADDER WITH THE WRONG DEVICE, FOR EXAMPLE, CAN RESULT IN LOW USE OF INSTALLED POWER AND BRINGING SAFETY RISKS.



A HISTORY OF INNOVATION



**FIRST
VIBRATION
RESISTANT
FIXTURE OF
HISTORY**



**FIRST LED
FIXTURE ON A
CONTAINER
TERMINAL
CRANE**



**FIRST
TERMINAL
CRANE
PURPOSE BUILT
FIXTURE**

PORT COMMAND FLOOD



- **RTG COMMAND FLOOD AND STS COMMAND FLOOD**
- FIXTURE DESIGNED AND OPTIMIZED FOR RTG AND STS
- MARINE GRADE WITH MAXIMUM RESISTANCE IN SALT SPRAY TEST
- STAINLESS STEEL BRACKET AND EXTRUDED ALUMINUM BODY WITH THICK ANODIZED COVER
- SUPPLIED WITH SAFETY CABLES AND AVAILABLE IN 4 DIFFERENT OPTICS
- THREE WATTAGES AVAILABLE: 120W, 240W AND 360W WITH 15,300, 32,000 AND 48,000 LUMENS.
- PIVOTING BRACKETS FOR PROPER DIRECTION.
- 5-YEAR WARRANTY

WAYFINDER



- **WAYFINDER**
- ACCESS LIGHT WITH OPTIONAL INTEGRATED EMERGENCY BATTERY
- IDEAL FOR STAIRWAYS, CATWALKS AND ESCAPE ROUTE LIGHTING.
- 3-HOUR SPAN RUNNING ON BATTERY
- COMPACT AND WITH MODERN DESIGN.
- IT OFFERS UP TO 1,100 LUMENS WITH ONLY 9W.
- CAST ALUMINUM CASE AND WHITE THERMOSET POWDER COATING.
- 120-277V AC
- 5-YEAR WARRANTY.

MERIDIAN



- **MERIDIAN**
- IDEAL FOR LIGHTING YARDS AND LARGE AREAS.
- HIGH MAST FIXTURE DESIGNED TO WITHSTAND VIBRATION, HUMIDITY, SALT AND DUST CONDITIONS.
- PERFECT COMBINATION WITH THE LIT SYSTEM, ALLOWING TOTAL CONTROL IN EACH ACCESSORY - IIOT.
- AVAILABLE IN TWO SIZES/POWERS: MER-250 (40,000 LUMENS) AND MER-500 (80,000 LUMENS)
- 3G VIBRATION RESISTANCE
- UL 1598
- 120-240 V AC WITH POWER FACTOR 0.9 @ 277 V.
- 5-YEAR WARRANTY.

LIT SYSTEM™



- LIGHT INTELLIGENCE TECHNOLOGY: CONTROL AND MONITORING OF LIGHT WITH CUTTING-EDGE TECHNOLOGY.
- ZONE MANAGEMENT
- DATA COLLECTION AND REPORTING FOR SUPERIOR EFFICIENCY.
- ASSET MANAGEMENT TO REDUCE POWER CONSUMPTION AND MAXIMIZE DEVICE LIFE.
- DESIGNED TO MATCH PERFECTLY WITH OUR MERIDIAN DEVICE.
- WIRELESS COMMUNICATION BETWEEN APPLIANCES THAT ALLOWS YOU TO CONTROL EACH LUMINAIRE INDIVIDUALLY, CREATE ZONES, SCHEDULES, CONTROL ITS OPERATION, ENERGY CONSUMPTION AND DRASTICALLY REDUCE WIRING AND CIRCUIT COSTS IN INSTALLATION AND MAINTENANCE.


LIT SYSTEM™ - EASY TO INSTALL



1. OPEN APP AND SCAN QR CODE IN EACH CONTROLLER



2. CONNECT CONTROLLER TO THE FIXTURE



3. RAISE AND LIT UP THE MAST TO AUTO-CREATE THE MESH NET THROUGH THE GATEWAY

LIT SYSTEM™ - SYSTEM SCREEN

Bill OConnor Admin | Logout



LIT System
Lighting Intelligence Technology

Dashboard **Locations** Zones Schedules Help

Location: JFK Airport Terminal 1

Location Info

▶ Refresh Edit Location

Total Zones: 12 Time Zone: UTC (-4) EDT
Total Gateways: 3 Sunrise Time: 5:38 am
Total Light Fixtures: 461 Sunset Time: 8:23 pm
Total Fixtures Online: 405 Local Time: 10:33 am 07/17/2019
Total Fixtures Powered On: 41

Address: Terminal 1
J F K Airport
Jamaica, NY 11430
Country: USA

Sync Location

EMERGENCY OVERRIDE

All Fixtures On

Reset to Zone Profile(s)

Zones Location Map Gateways

Clear Filters

Zone Name

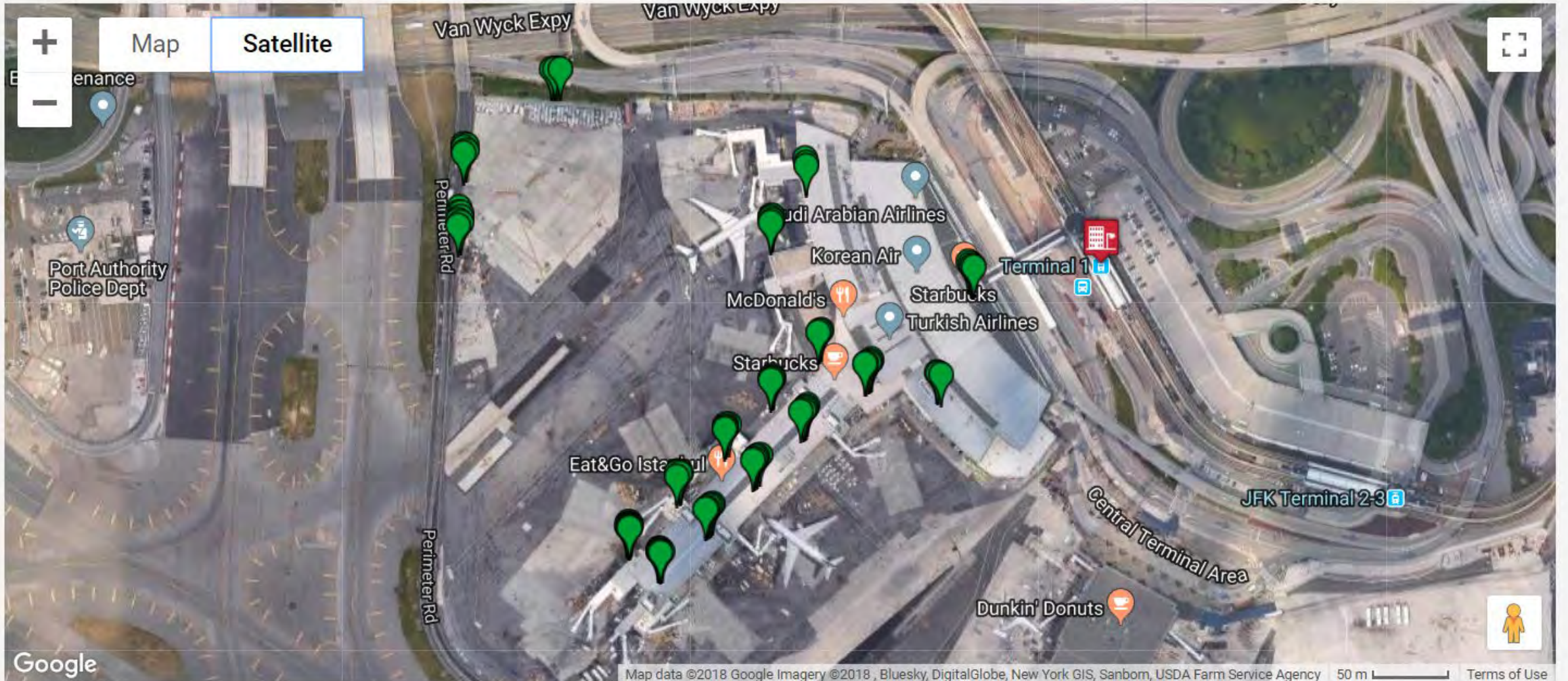
Select Zone Type ▼

+ Add New Zone


Displaying 1 to 12 of 12 Prev Next

Name	Location	Description	Mode	Total / Online / On	Type	Actions
Zone 0	JFK Airport Terminal 1	Added by System	Sunset / Sunrise	6 / 0 / 0	Mixed	Edit Delete
Entry & Sky Train	JFK Airport Terminal 1	Entry & Sky Train	Sunset / Sunrise	56 / 44 / 0	Indoor	Edit Delete
Outdoor Pole Lights	JFK Airport Terminal 1	Outdoor	Sunset / Sunrise	85 / 85 / 0	Outdoor	Edit Delete
Counters A & B	JFK Airport Terminal 1	Counters A & B	Sunset / Sunrise	38 / 35 / 0	Indoor	Edit Delete
Counters C & D	JFK Airport Terminal 1	Counters C & D	Sunset / Sunrise	36 / 35 / 0	Indoor	Edit Delete
Counters E & F	JFK Airport Terminal 1	Counters E & F	Sunset / Sunrise	34 / 28 / 0	Indoor	Edit Delete
Counters G & H	JFK Airport Terminal 1	Counters G & H	Sunset / Sunrise	38 / 37 / 0	Indoor	Edit Delete

LIT SYSTEM™ - SYSTEM SCREEN



GLARE – A SAFETY ISSUE



MASTER SERIES – NO GLARE OPTICS



MASTER SERIES



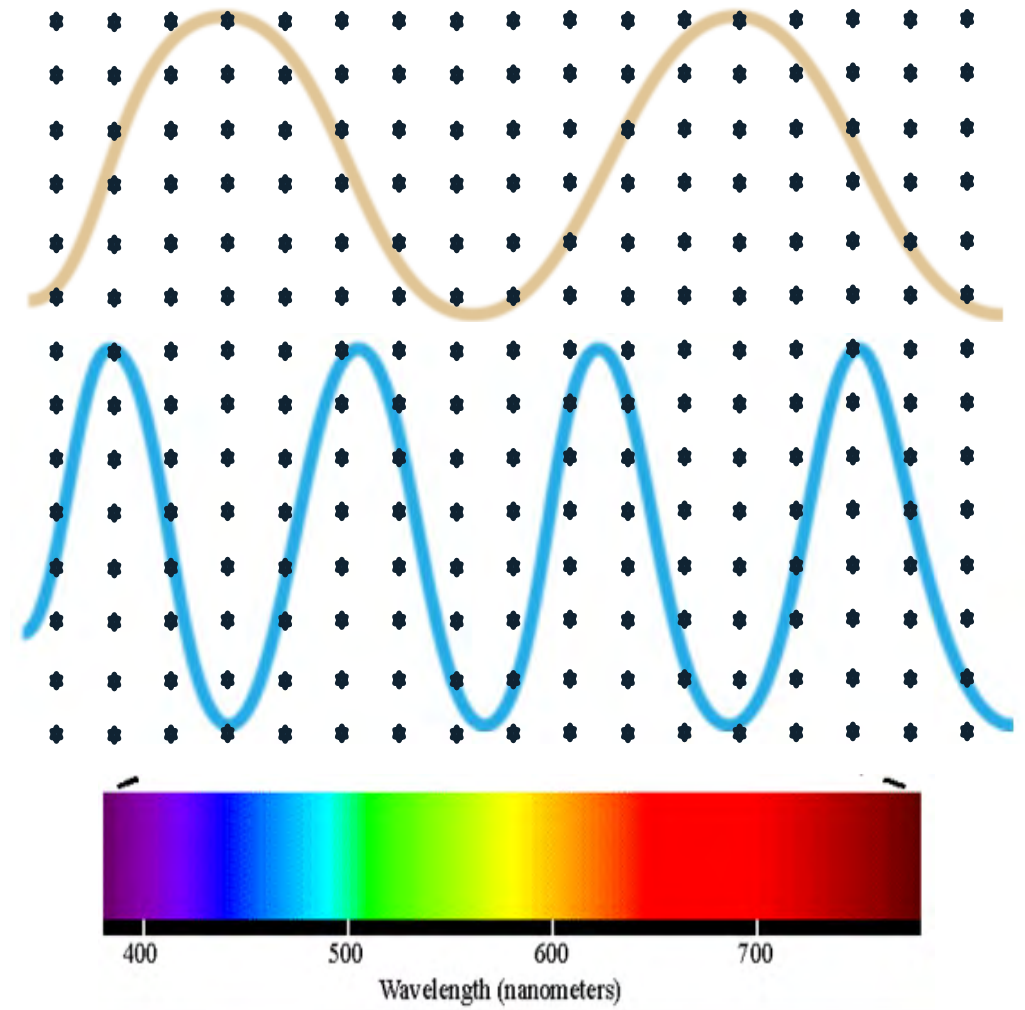
- EXTREMELY ROBUST PREMIUM DC LED HEADLIGHT (12-48V AND 24-48V) FOR MOBILE EQUIPMENT
- AVAILABLE IN THREE SIZES AND WATTAGES: 24W WITH 2500 LUMENS, 48W WITH 5000 LUMENS AND 74W WITH 7600 LUMENS
- OLEOPHOBIC LENS COATING PREVENTS THE ACCUMULATION OF DUST, WATER AND SLUDGE WHILE MAINTAINING ITS PHOTIC EFFICIENCY
- 4 OPTICS MINIMIZE GLARE AND PROVIDE OPTICAL CONTROL WITH 120° PIVOT
- AUTOMATIC LIGHT OUTPUT CONTROL WITH LUMEN REDUCTION FOR HIGH TEMPERATURE PROTECTION
- 3-YEAR WARRANTY

MASTER SERIES - AMBER

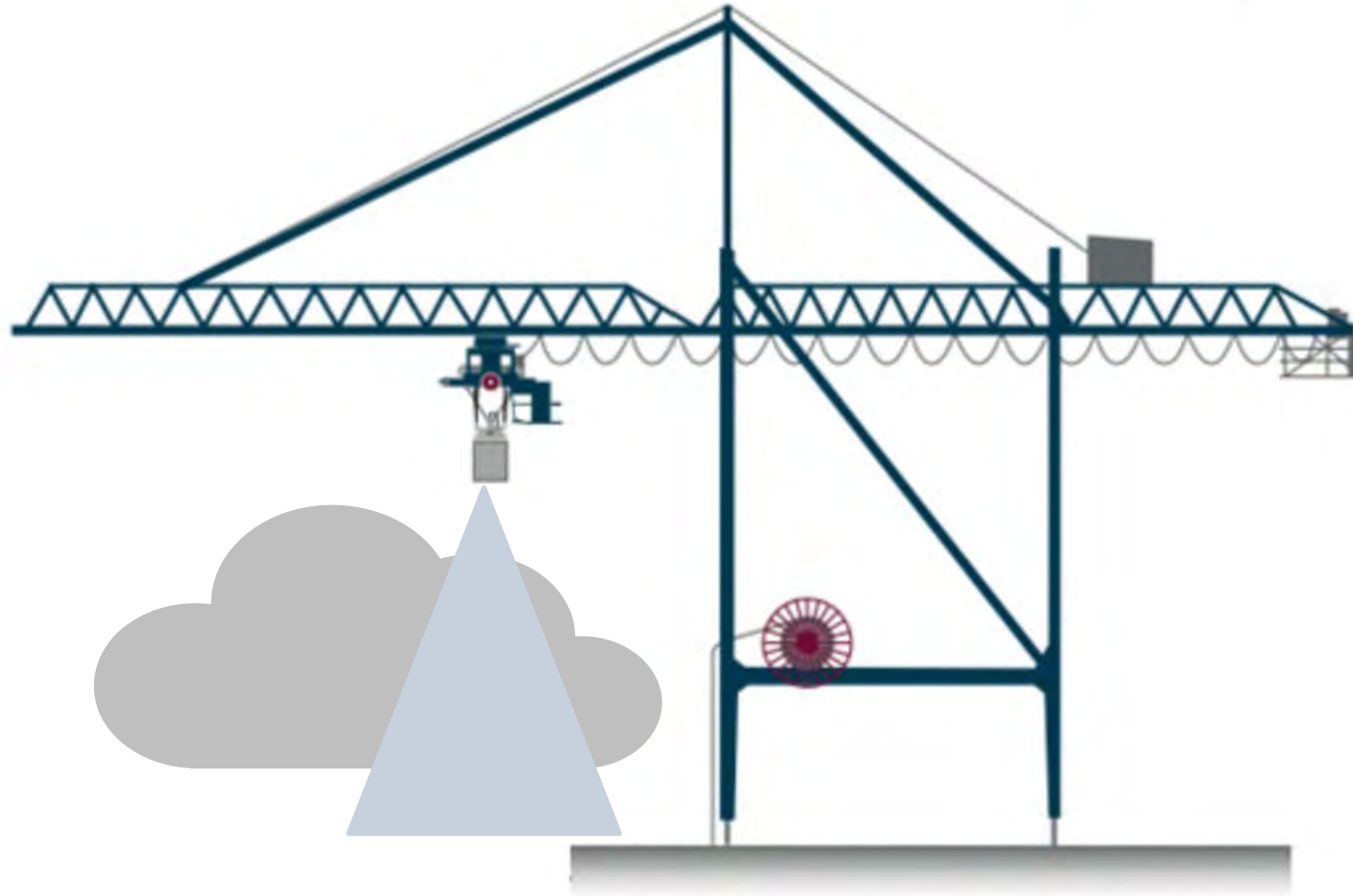


MASTER SERIES - AMBER

- Longer wavelengths encounter fewer obstacles than shorter wavelengths
- With fog or dust, operators prefer amber light as it has a longer wavelength
- Amber MST available with CCT 2200K



FOG ISSUE





THANK YOU!

PHOENIX[®]
DURABILITY X DESIGN™