

The Barcelona Advantage



CONTENTS

1. Why Barcelona
2. The Port of Barcelona
3. Enlargement of the Port and Logistics areas
4. Port network and connectivity
5. Industry trends and Priority axis



1. Why Barcelona

Biggest industrial and logistics concentration in the Mediterranean and Southern Europe

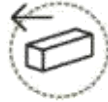


TIME

DISTANCE **600 KM**
< 10
HOURS

DISTANCE **1200 KM**
< 30
HOURS

By all modes of transport:



21 days from China
direct container services with the shortest transit time from Asia to Europe



Save **between 10-15%** in distribution costs



Save **15-20%** on your carbon footprint



Market of **400 million consumers** in less than 48h



1. Why Barcelona?

Concentration of logistics facilities & services: airport, port, logistics areas, international logistics operators...

Warehousing

Fulfillment
Postponement
Repacking
Transformational Cross Docking
.....

Production services

Kitting
Light Assembly
Technical Services
.....

Distribution services

Aftermarket services

Logistics operators logos: DSV, DB SCHENKER, KUEHNE+NAGEL, KERRY LOGISTICS, DHL, GEFCO, RHENUS LOGISTICS, PANALPINA, Logisfashion

Specialized by product segments

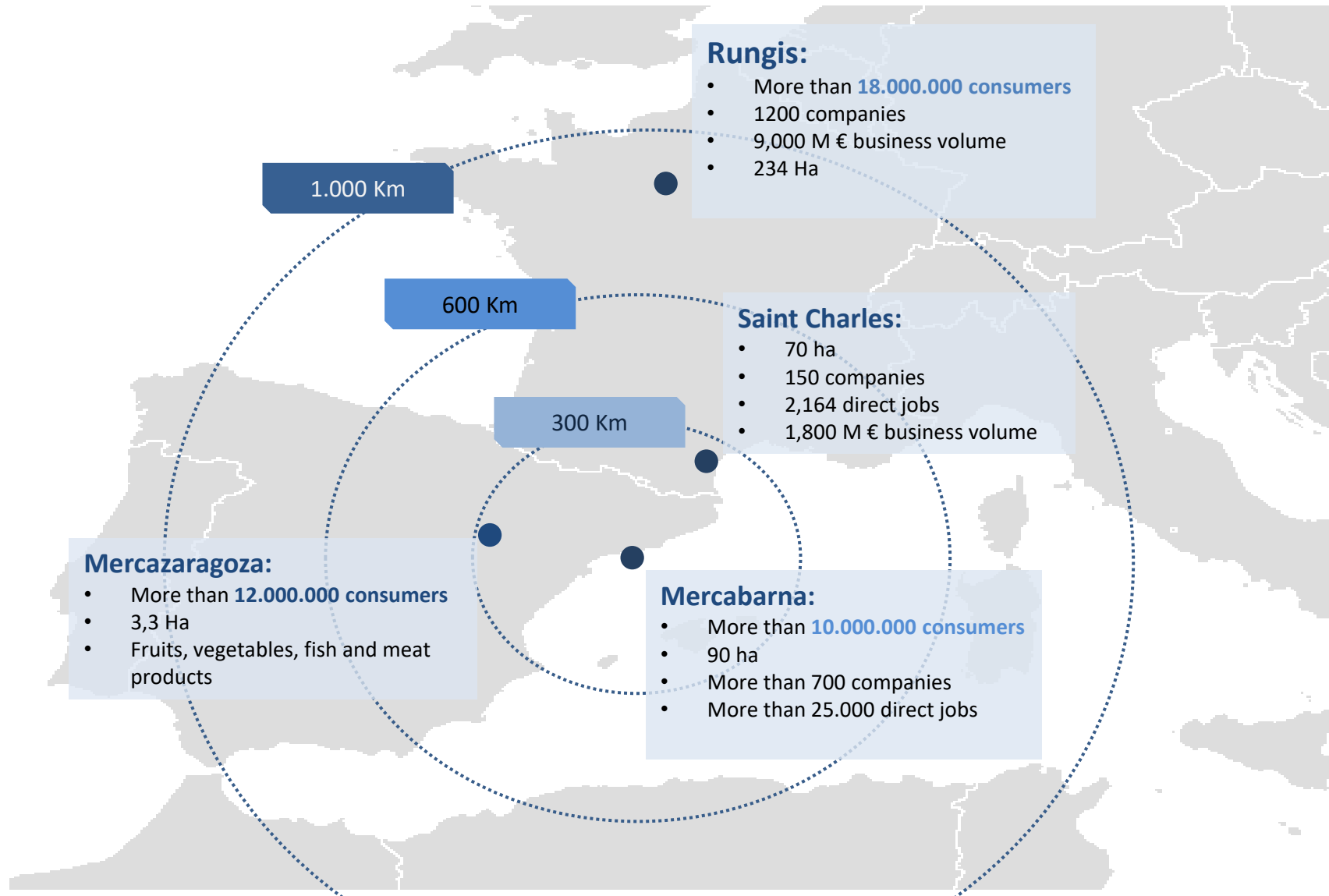
Specialized product segment logos: MANGO, Deigual, PRONOVIAS BARCELONA, INDITEX, HUAWEI, SIEMENS beko, Haier, Bayer, Dow, SEAT, amazon

E-commerce EDREAMS LETS BONUS PRIVALIA PARABEBÉS	
Fashion and footwear INDITEX MANGO PRONOVIAS DESIGUAL	
Electronic products FUJITSU HAIER BEKO HUAWEI IBM SIEMENS SUNFOR	
Industrial products and consumer durables BEKO HAIER SUNFOR	
Chemicals BAYER BASF HENKEL SOLVAY DOW	
Automotive CONTINENTAL HONDA KEEWAY VOLKSWAGEN	



1. Port of Barcelona strategy

Unique location for distribution in Europe





CONTENTS

1. Why Barcelona
2. The Port of Barcelona
3. Enlargement of the Port and Logistics areas
4. Port network and connectivity
5. Priority axis



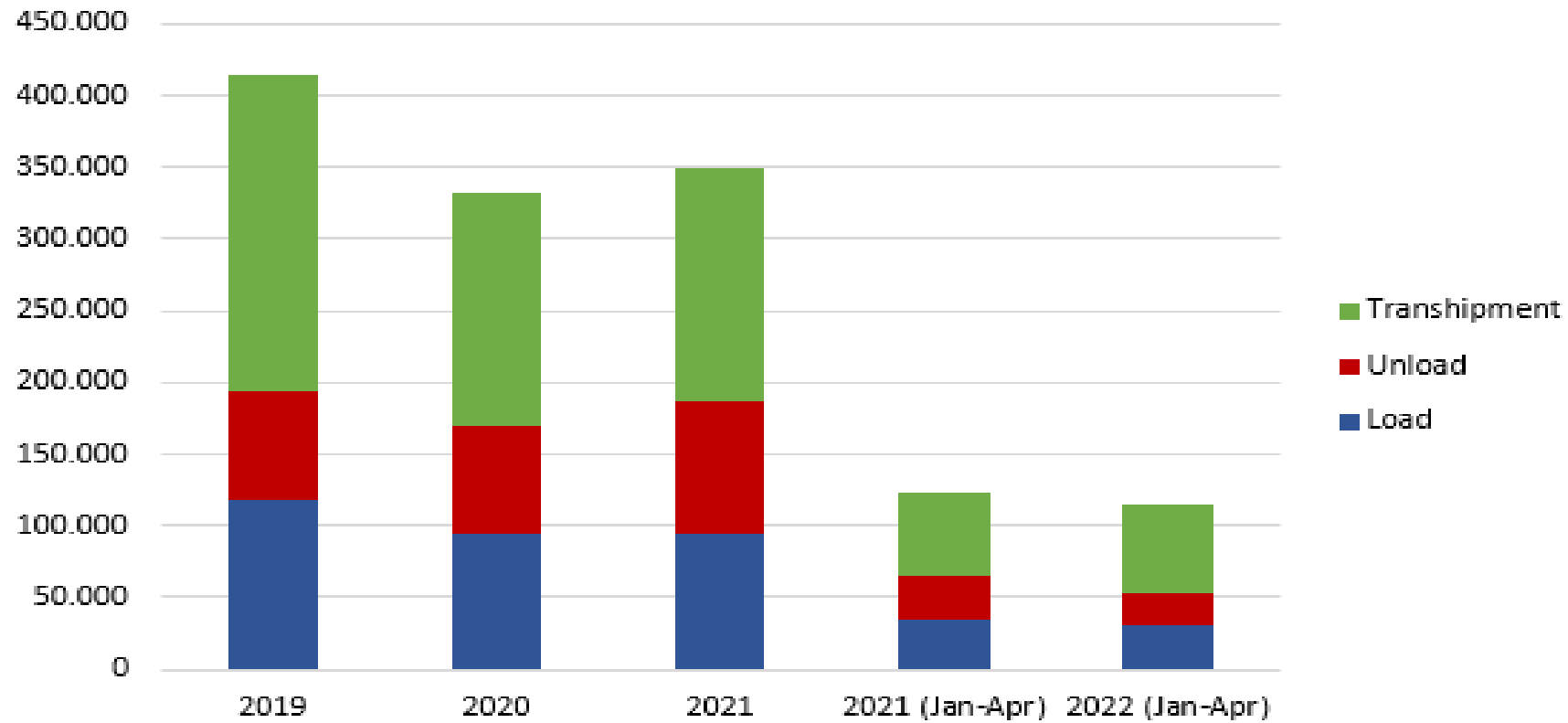
2. Port of Barcelona strategy

A unique port due to its specialization in different traffics





2. Port of Barcelona traffic NORTHERN AFRICA TRAFFIC (TEUS)



	2019	2020	2021	2021 (Jan-Apr)	2022 (Jan-Apr)
Load	117.504	94.971	94.613	33.802	30.218
Unload	75.690	75.198	92.913	30.647	22.915
Transshipment	222.110	162.080	161.991	59.074	62.526
TOTAL	415.304	332.248	349.517	123.522	115.659



2. Port of Barcelona traffic

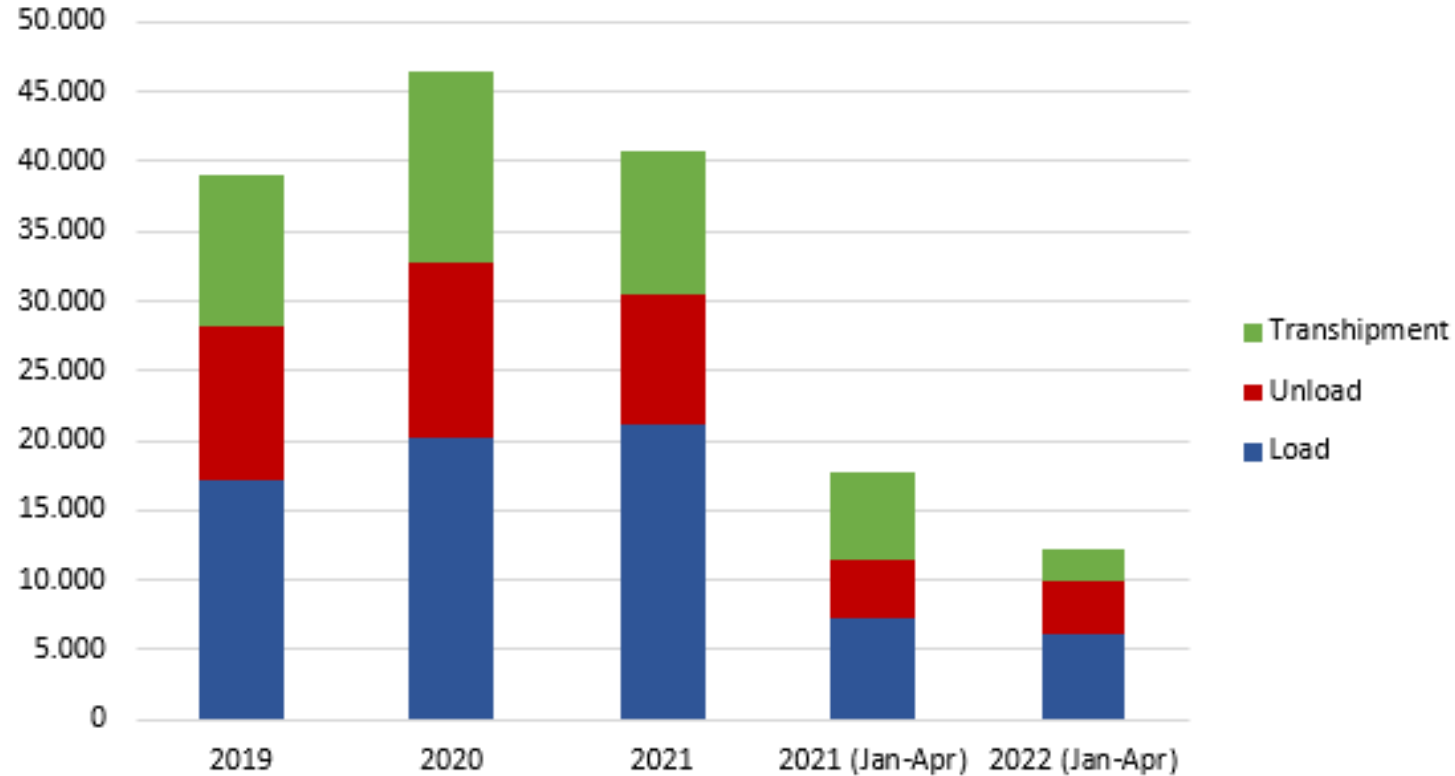
NORTHERN AFRICA MAIN PRODUCTS (TEUS)

PRODUCT	TEUS
NO COATED PAPER AND CARBOARD	4.546
POLYETHYLENE	1.448
PAPER AND CARBOARD FINISHED	1.408
POLYETHERS AND EPOXY	1.334
PVC	1.276





2. Port of Barcelona traffic WESTERN AFRICA TRAFFIC (TEUS)



	2019	2020	2021	2021 (Jan-Apr)	2022 (Jan-Apr)
Load	17.221	20.237	21.206	7.238	6.193
Unload	10.904	12.616	9.208	4.182	3.812
Transhipment	10.851	13.576	10.397	6.348	2.253
TOTAL	38.976	46.428	40.811	17.768	12.258



2. Port of Barcelona traffic

WESTERN AFRICA MAIN PRODUCTS (TEUS)

PRODUCT	TEUS
COCOA BEANS	4.546
QUICKLIME	1.448
COCOA PASTE	1.408
VEHICLE PARTS AND ACCESSORIES	1.334
FOOD PREPARATIONS	1.276





CONTENTS

1. Why Barcelona
2. The Port of Barcelona
3. Enlargement of the Port and Logistics areas
4. Port network and connectivity
5. Priority axis



3. Enlargement of the Port and Logistics areas

A diversified port: traffic distribution areas

Barcelona, an integrated logistics hub



- **Only location in Southern Europe hosting, within in 5 kilometers, all together a port, airport, free zones and logistics areas with warehousing capacity.**
- **Strong synergies among all transport modes** for inbound and outbound flows and global distribution.
- **A unique integration of world-class infrastructures** (port, airport, free zone and logistics zone), **services and top commercial & logistics partners.**
- **Best integrated rail network for direct distribution to central Europe and mainland Spain.**
- **Shareholders in inland's maritime terminals network linked with the port.**



3. Enlargement of the Port and Logistics areas

A diversified port: traffic distribution areas



Port de Barcelona: Solutions for all kind of traffic



3. Enlargement of the Port and Logistics areas

ZAL



Important logistics international & national operators choose ZAL Barcelona as logistics hub and distribution center for the South of Europe and North of Africa



	ZAL BCN	ZAL PRAT	ZAL
Surface (Ha)	65	143	208
Development area (m2)	265,000	580,000	845,000
Warehouses & offices (m2)	250,000	550,000	800,000
Services (m2)	14,000	32,000	46,000
Companies	100	120	220
Workers	5,000	8,000	13,000
Investment (thousand €)	55,000	235,000	290,000





3. Enlargement of the Port and Logistics areas Reefer facilities and BIP



- 5,729 m2 in two floors
- 31 loading gates
- 14 refrigerated warehouses (3.119 m2)
- 8 different operative areas
- Truck parking area

- Beginning of operations: 9th of July 2012
- Investment: 7M Euro
- 31 gates for different kind of goods
- Monday to Friday: 08:00 to 20:00 h



CONTENTS

1. Why Barcelona
2. The Port of Barcelona
3. Enlargement of the Port and Logistics areas
4. Port network and connectivity
5. Priority axis



4. Port network and connectivity

Connectivity: efficient maritime connections with foreland & Mediterranean

Weekly connections with all main world ports
Regular, frequent & direct services

➤ **Main maritime routes from Barcelona**
(direct container services):

MAIN MARITIME ROUTES	Number of services from / to Barcelona
Europe – Far East	5
Europe – Indian Subcontinent	3
Europe – Middle East	7
Europe – Africa	25
Europe – North America	6
Europe – Central & South America	8
Mediterranean	49

➤ **Major shipowners partnerships:**

2M: MSC, Maersk (Hamburg Süd)

Ocean Alliance: CMA-CGM (APL), COSCO, Evergreen, OOCL,

THE Alliance:

Hapag-Lloyd (UASC), Yang Ming, ONE (MOL, NYK, K-Line) & HMM

Almost **100** regular shipping lines
Operated by **54** shipowners
connecting Barcelona with **209** ports



Network of maritime services in the Mediterranean

Short Sea Shipping & Ro-Ro & Multipurpose services



You can check updated services at:

<http://www.portdebarcelona.cat/es/web/Port-dels-Negocis/lineas-regulares>



4. Port network and connectivity

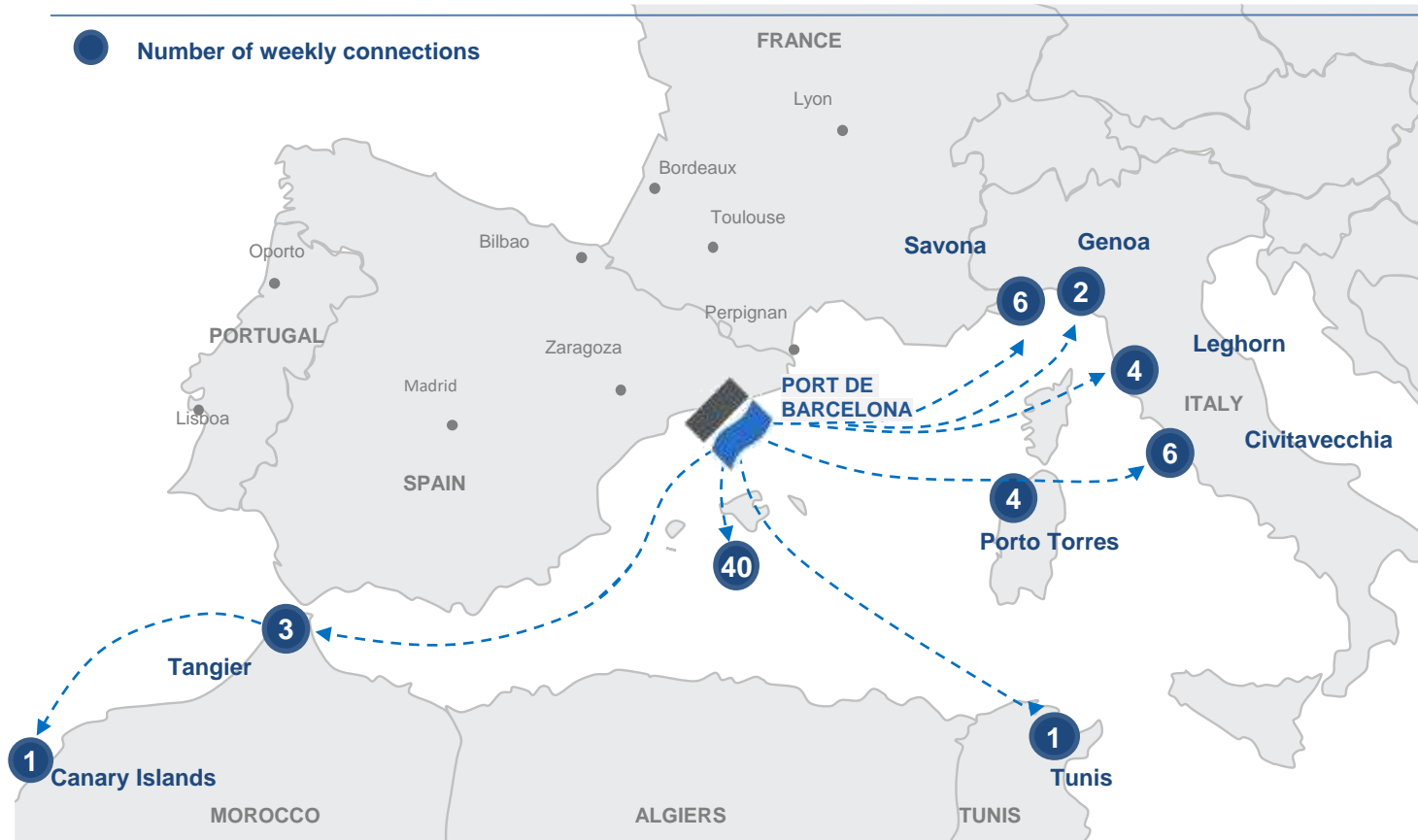
Connectivity with West Affrica. Weekly sailings.

SERVICE	ANGOLA	BENIN	COTE d'IVOIRE	GAMBIA	GHANA	GUINEA	NIGERIA	SENEGAL	TOGO	TOTAL	T/S PORTS	SHIPPING LINES
AGAPOME	1	1	3		2	3	4	1	1	16	Algeciras, TangerMed	CMA-CGM
MEDGULF		1	2				2	1	1	7	Valencia	MSC
LINE ORAN		1	1		1		1	1	1	6	Valencia	MSC
WEST MED FEEDER SERVICE 1		1	1		1	1		1	1	6	Algeciras, TangerMed	MAERSK LINE
SPX		1				1	2	1		5	Algeciras, TangerMed	HAPAG LLOYD
WEC-EAST spain canary service				2	1	2				5	Las Palmas	MSC
WEST MED BLACK SEA - WBS						1	2	1		4	TangerMed	HAPAG LLOYD
SSLMED - Euronaf M		1			1	1			1	4	Valencia	CMA-CGM
WESTMED TO SAEC			1			2				3	Las Palmas, Valencia	MSC
4E2								1		1	TangerMed	ONE
EURONAF M								1		1	TangerMed	CMA-CGM
MED SPAIN - CANARY SERVICE						1				1	Las Palmas	BOLUDA
TA-6		1								1	Algeciras	MAERSK LINE
TAT1 / AL6 / ZCI					1					1	Valencia	OOCL
WESTMED-RED SEA-MIDDLE EAST-ISC SERVICE								1		1	Valencia	COSCO
Total general	1	7	8	2	7	12	11	9	5	62		



4. Port network and connectivity

Short Sea Shipping services



Transit times	GRIMALDI LINES	GNV	CTN	TRASMED	GNV BALEÀRIA
Rome	20h Savona 18h	Genoa 19h	Tunis 30h	Tangier 35h	Balearic Islands 8h
Porto Torres	12h	Tangier 31h		Las Palmas y Tenerife 3 days	
Leghorn	24h	Nador 28h			



4. Port network and connectivity

Potential hinterland of Port de Barcelona



You can check updated services at:
www.portdebarcelona.cat/ssff

From / to port terminals: APMT and BEST	TO / FROM	RAIL LOGISTICS OPERATOR	WEEKLY AVERAGE SERVICES
	Lleida, Pla Vilanoveta	APMT Railway	3
	Madrid, PSA Azuqueca	APMT Railway (Direct and via TMZ)	2
	Miranda de Ebro (Burgos)	Synergy	3
	Monzón TIM + AgroTIM (Huesca)	APMT Railway: Dry + (Reefer NEW) MSC Dry + Reefer	6
	Noáin TIN (Pamplona)	Synergy	5
	Tarragona	TP NOVA	9
	Villafria (Burgos)	Synergy NEW	1
	Zaragoza TMZ	APMT Railway: Dry+Reefer	25
	Zaragoza PLAZA (Noatum rail terminal and LTA)	SICSA / APMT Railway	6
port terminals: MORROT and CAN TUNIS	Antwerp (Belgium)	HUPAC Containers & semitrailers	5
	Busto (Italy)	HUPAC	3
	Ludwigshafen (Germany)	KOMBIVERKHER	3
	Oporto (Portugal)	MEDWAY (via Zaragoza PLAZA) NEW	1
	Alicante	Synergy NEW	2
	Córdoba, Sevilla, San Roque	MULTIRAIL	2
	Bilbao	CONTINENTAL / SICSA	6
	Zaragoza PLAZA and Madrid Abroñigal	RENFE	5
Via Perpignan / Le Boulou	Services offered by VIAA (Bettembourg and Calais) , DB CARGO (Saarbrücken) , CARGOBEAMER (Calais NEW) , NOVATRANS (Paris-Valenton and Dourges) and other rail logistics operators.		
Via Madrid Abroñigal	To Murcia, Sevilla and Lisbon. Operated by Renfe: 5 weekly services		



CONTENTS

1. Why Barcelona
2. The Port of Barcelona
3. Enlargement of the Port and Logistics areas
4. Port network and connectivity
5. Priority axis



5. Client Oriented

Customer orientation: competitiveness/quality /productivity/efficiency

Providing comprehensive and specialized services to promote increased competitiveness and international projection of the companies of our country



Link between the market and the Port

It acts as a promotion, complaints handling, information requests, incidents resolution, etc,



Commitment of quality and service efficiency between companies and institutions involved on the maritime transport in the Port of Barcelona



It acts at APMT, BEST, the PIF, and Setram Autoterminal

Is involved in the detection of damage and faults in the goods and in the seal and supports the inspection services; Controls interventions and provides incidents information



Promotion to introduce and strengthen the presence of the companies of our country into the markets with more growth prospects through a customized agenda of business and institutional contacts,



Information service regarding the CO2 generated by the customer logistics chains and advice on more effective alternatives from an environmental point of view,



Telematic tool and interconnection between ports, It provides information services, document exchange and electronic commerce,



The Port offers **logistics consulting services** proposing alternatives for greater efficiency

5. Priority axis Strategy 2025-2040



Active contribution to **13 of the 17** United Nations Sustainable Development Goals (SDG).





5. Priority axis

Sustainability

Actions to improve the air quality: Port actions to reduce ship emissions





Our mission as a port

An aerial photograph of a port facility, likely the Port de Barcelona, showing a large cruise ship docked at a pier. The ship is white with multiple decks and is surrounded by port infrastructure, including buildings and roads. The image is overlaid with a dark blue semi-transparent layer containing white text.

To contribute to the **competitiveness of our hinterland** by providing efficient services responding to its **needs** for maritime transport, land transport and logistic services

Thank you



Port de Barcelona

Javier.mendez@portdebarcelona.cat