

# How IT Technologies Can Improve the Sustainability and Efficiency of Handling Ro-Ro and General Cargo at the Sea and Railway Terminal

*Giovanni Migliaccio,  
Senior Vice President Sales & Marketing*



28+ years experience



24/7/365 support



5 offices worldwide



400+ projects

## Who we are

**SOLVO** is an international leading vendor of TOS, WMS and YMS solutions and systems integrator on the global markets.

We are a leading provider of high-end supply chain solutions to help and optimize the logistics and all cargo handling.

## Our approach

**Not just development and implementation.** We have the largest expertise in automating storage logistics and are ready to work on a turnkey basis, taking risks. We are a leading firm in providing quality and value to our customer.






**Solutions for ports  
and terminals**



**Solutions for yard  
management**



**Solutions for  
warehouse logistics**



**Consultancy in logistics  
and system integration**

**400+**  
**projects**



## INTERNATIONAL TRADE SUMMARY

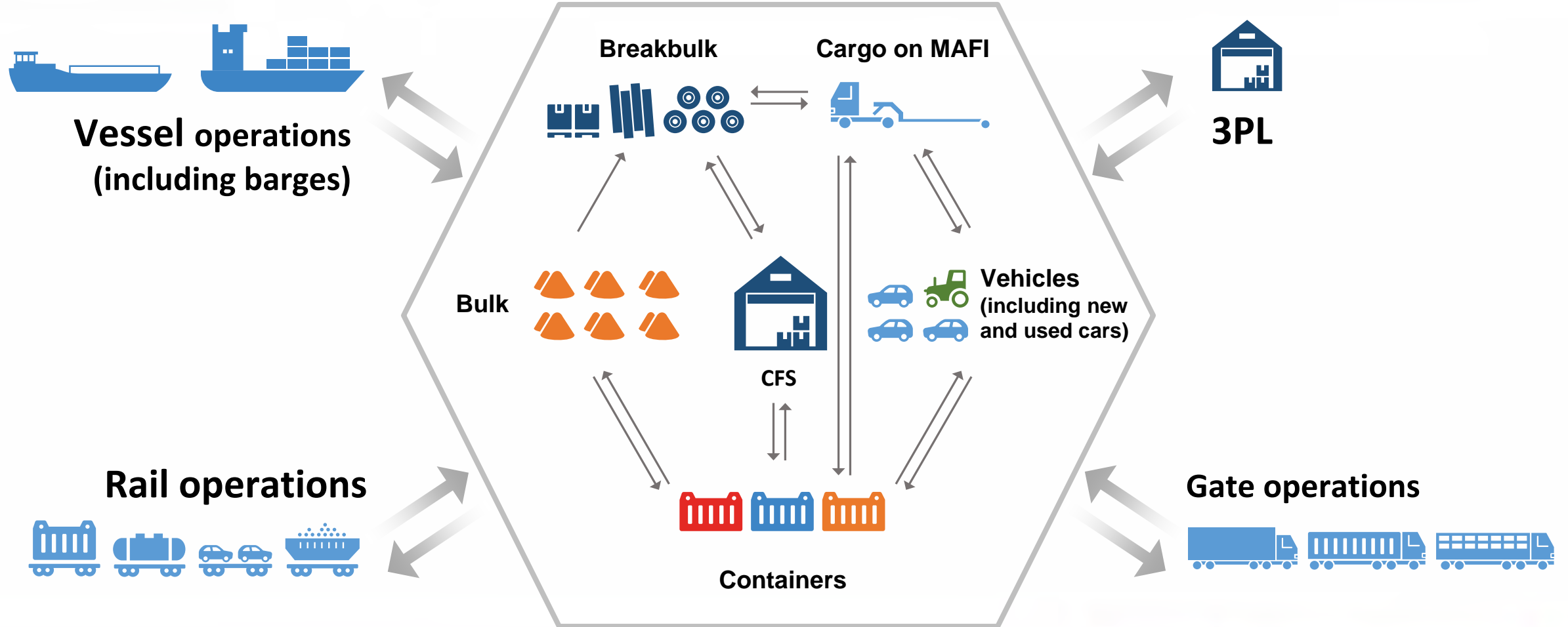



- Moving to Global Supply Chain
- Global Information Environment Connecting All the Elements of the Supply Chain
- End to End visibility - to final customer

=

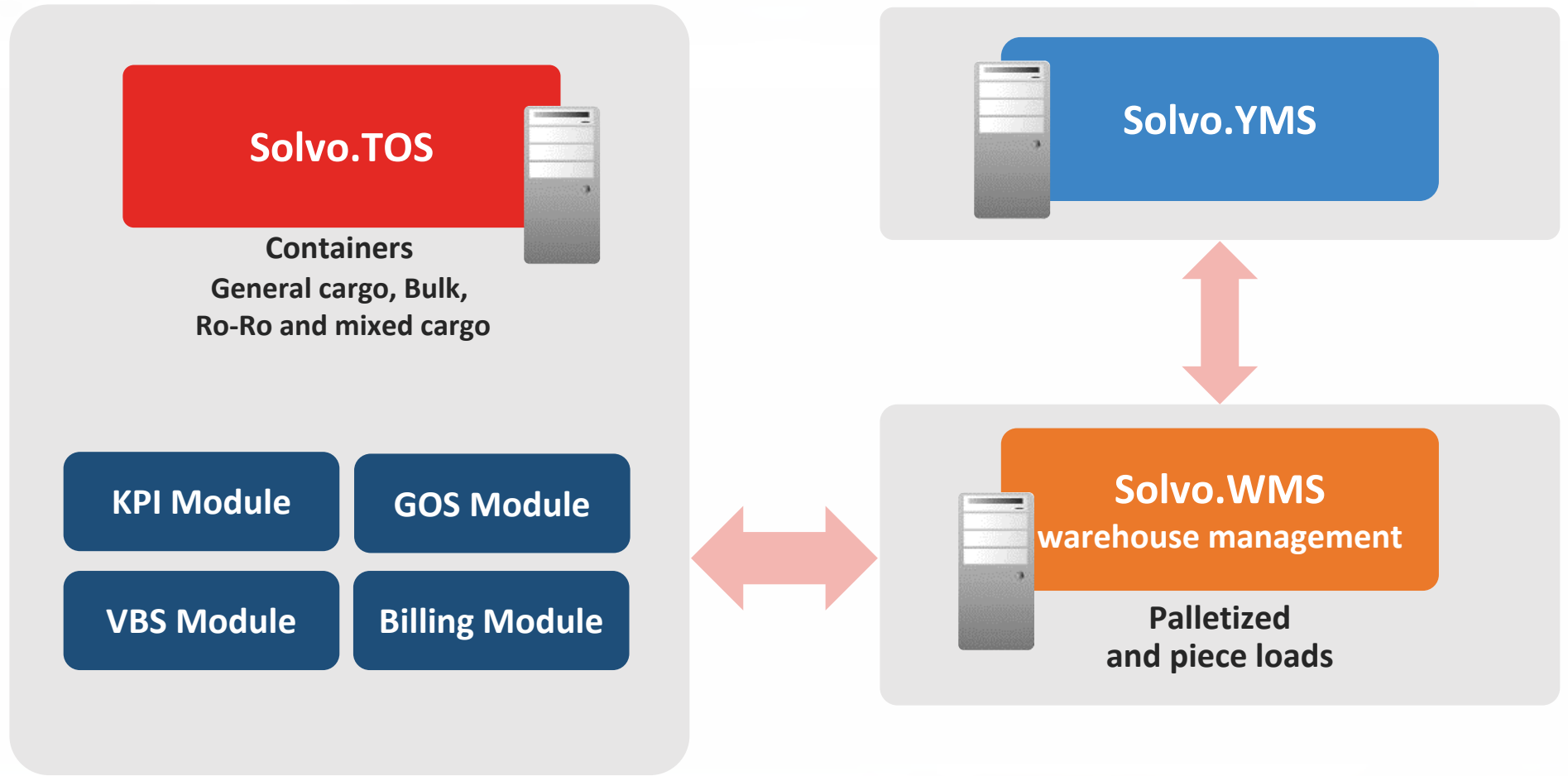
**Modern TOS as a full Supply Chain solution and an integration platform**

# Support of Complex Technological Chains



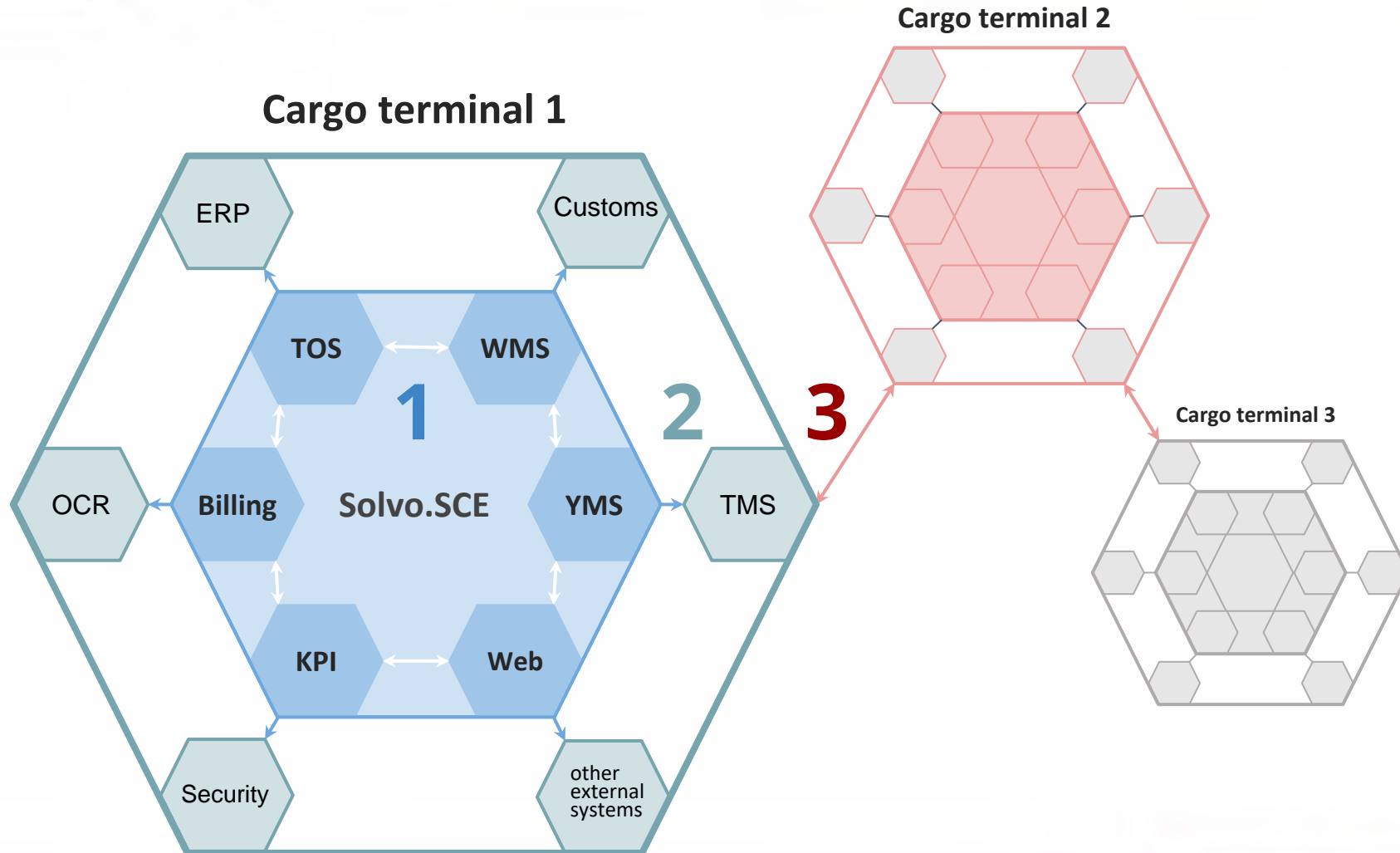


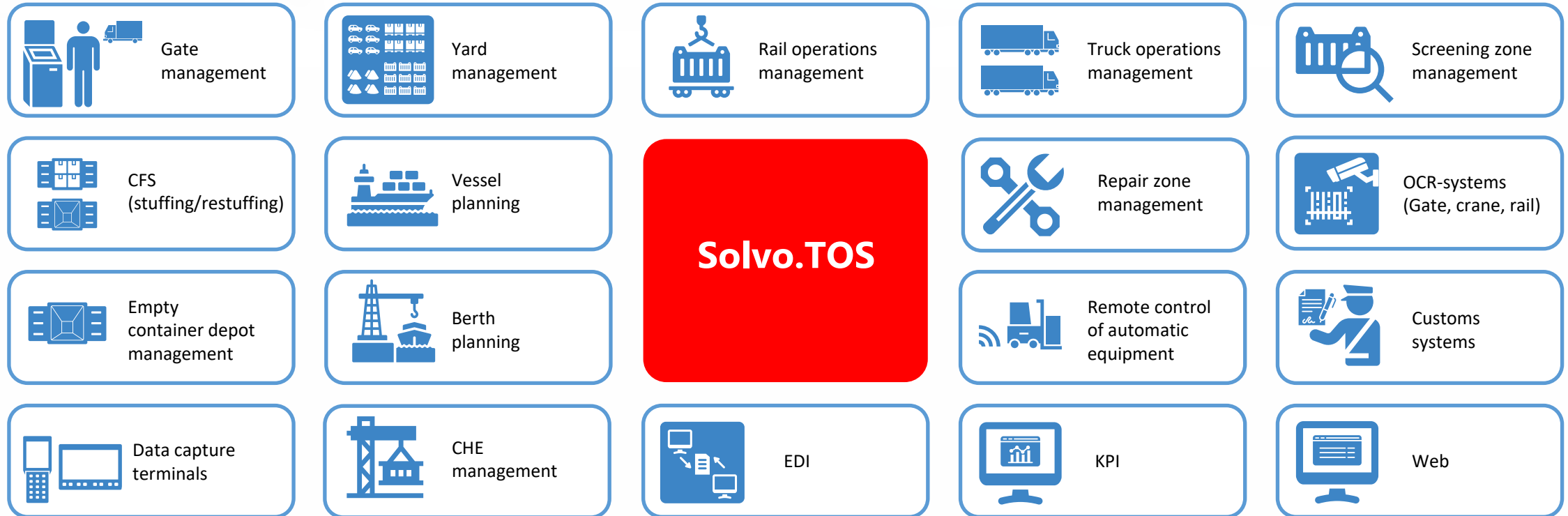
- ① The different document format leads to problems with information exchange between various stakeholders in the supply chain;
- ① Poor planning cause delaying with the cargo delivery time and confusions due to lack of required information;
- ① Inability to track the status and current location along the extended Supply Chain ;
- ① Manual planning of personnel and equipment operations not feasible due to the increase of task and works, impacting into the processing time significantly.






# System Integration Levels






**EMERSON**  
**RTE**

Automatic reefer monitoring



**SYMED**  
RADAR NEXT LEVEL

**Trimble**


Global positioning systems (DGPS, RTK, GNSS, RTLS)



**SAP**

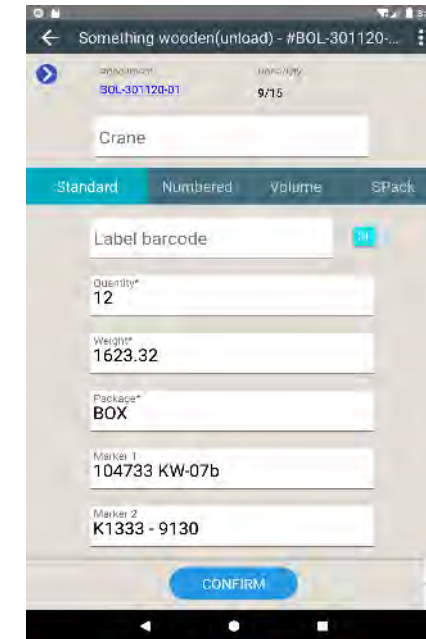
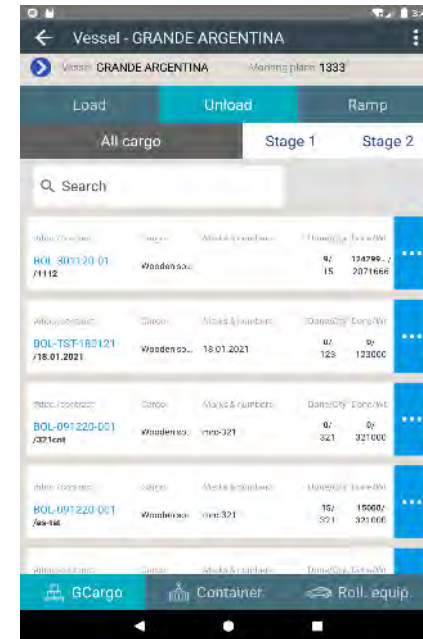
Microsoft Dynamics

External ERP systems



**ZPMC**  
**LIEBHERR**  
**CARGOTEC**  
**KONE CRANES**

Crane systems  
STS, RTG/RMG,  
RTLS/DGPS

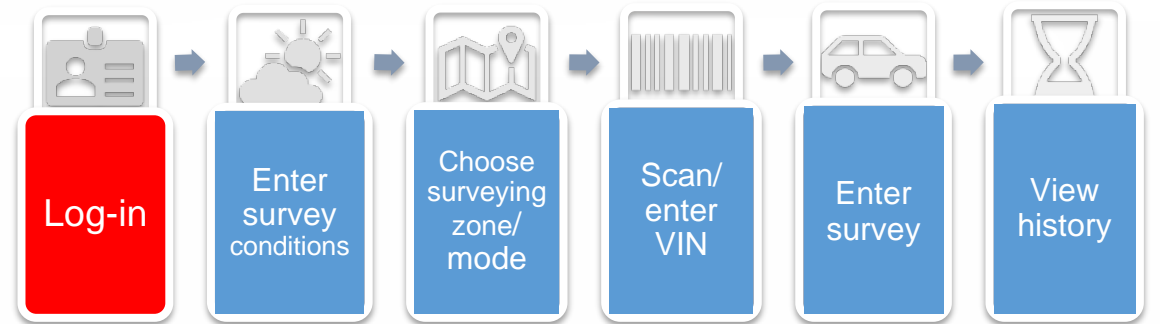
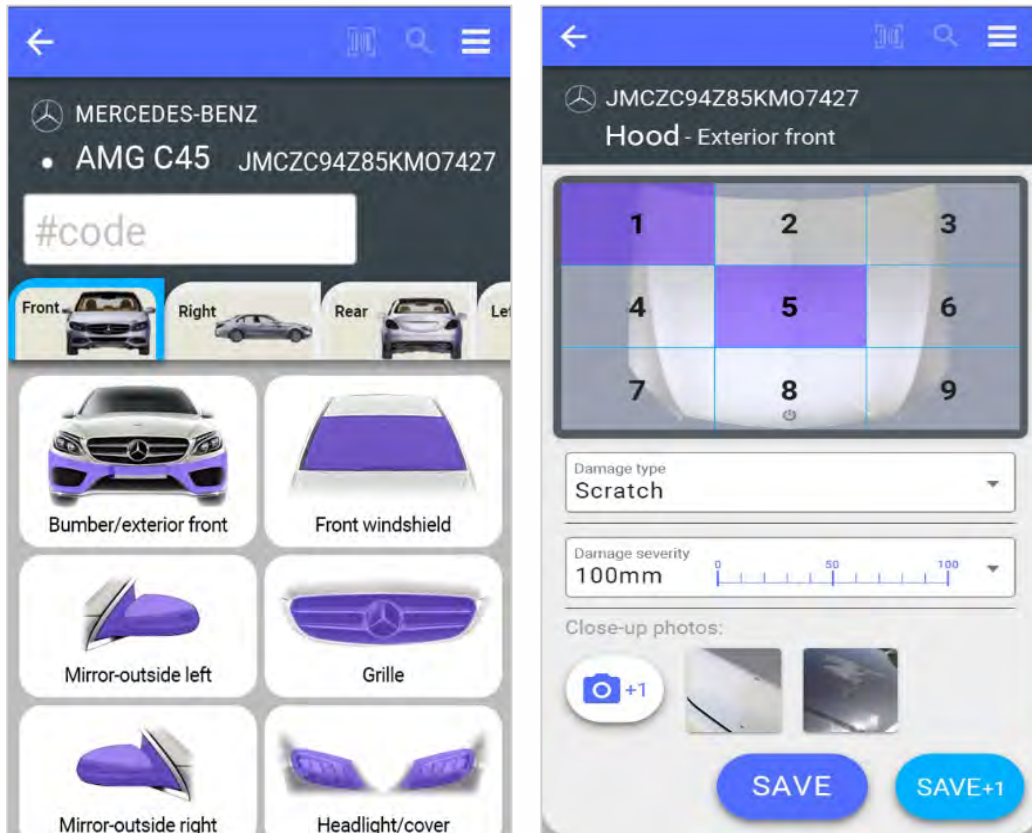


**Among cargo characteristics processed by Solvo.TOS:**

Package type, weight, quantity, dimensions (length, width, height), marking (label), markers.

**For each cargo type the system can have specific characteristics, for example, cars:**

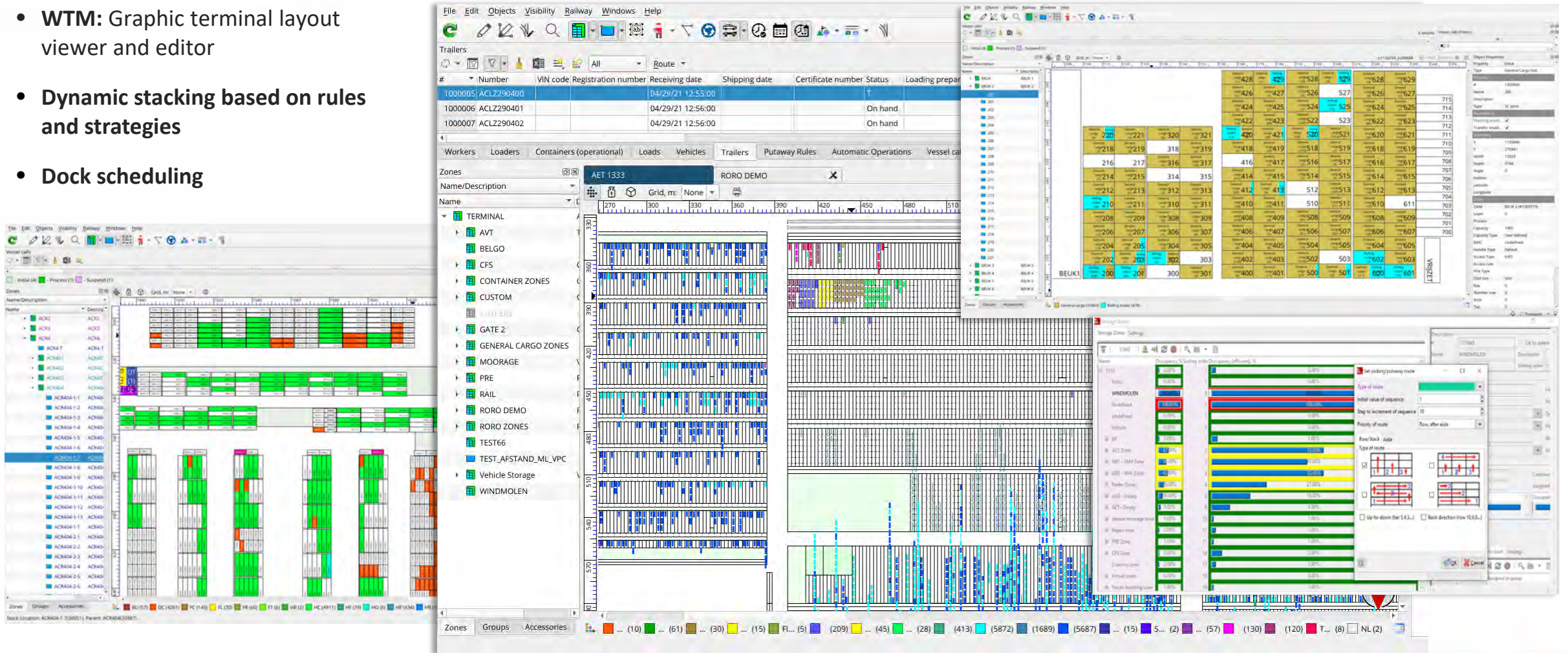
VIN number, color, mode, dimensions (length, width), weight, type.



The application is based on the AIAG international standard.

The application has flexible settings and according to the weather conditions of the surveyor: before starting the shift it is necessary to set such parameters as time of day, weather conditions and vehicle condition: soiled, clean, snow/ice covered.

- **WTM:** Graphic terminal layout viewer and editor
- **Dynamic stacking based on rules and strategies**
- **Dock scheduling**



| #       | Number     | VIN code | Registration number | Receiving date    | Shipping date | Certificate number | Status  | Loading preparation |
|---------|------------|----------|---------------------|-------------------|---------------|--------------------|---------|---------------------|
| 1000005 | ACLZ290400 |          |                     | 04/29/21 12:55:00 |               |                    |         |                     |
| 1000006 | ACLZ290401 |          |                     | 04/29/21 12:56:00 |               |                    | On hand |                     |
| 1000007 | ACLZ290402 |          |                     | 04/29/21 12:56:00 |               |                    | On hand |                     |

# Realtime visibility. Graphical terminal layout

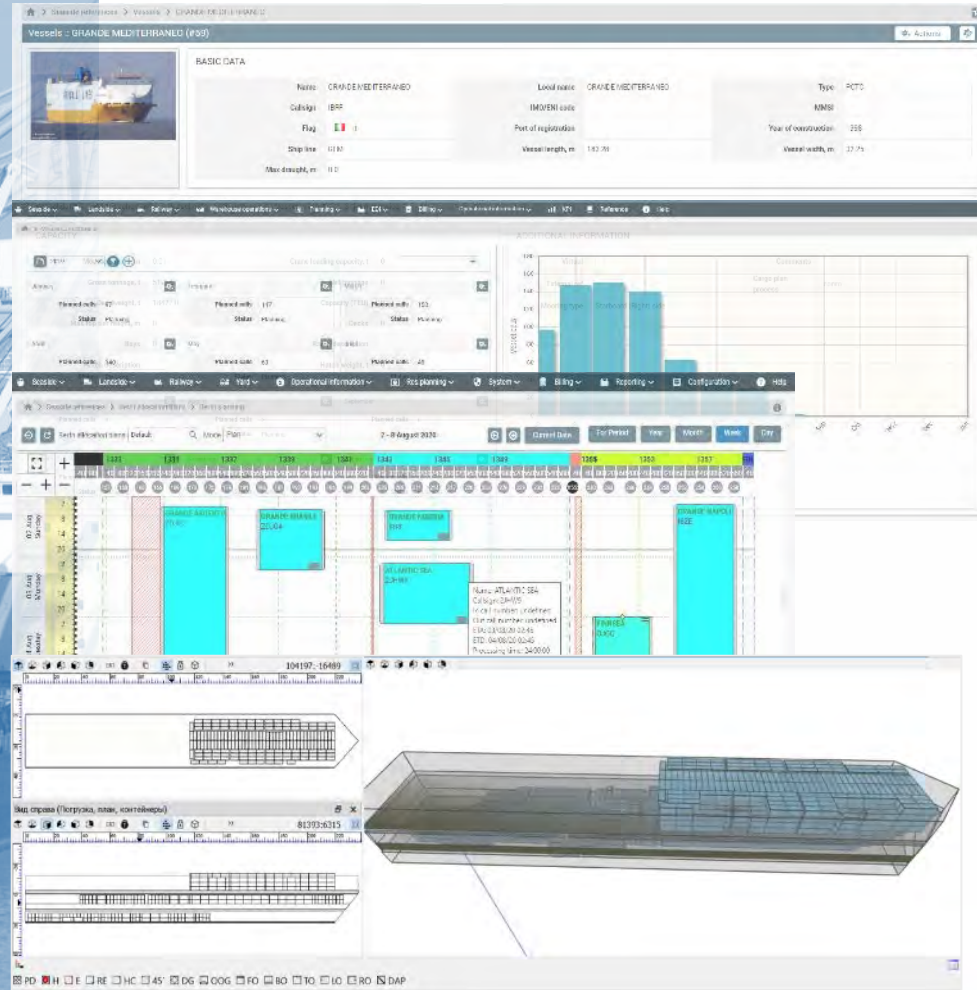
The screenshot displays the Solvo software interface for a terminal layout. On the left, there are panels for 'Vehicles' (listing various models and statuses), 'Trailer' (listing types and conditions), and 'Zones' (listing different terminal areas). The main area shows a graphical layout of the terminal with various colored icons representing vehicles and containers. On the right, there is a detailed view of a specific vehicle (N-107) and a data table.

**Vehicle Details (N-107):**

- Length (cm): 355
- Pos Offset (cm): 1 (0), 2 (390)
- Property: Rolling Equipment Slot
- Name: MB10
- Description: (blank)
- Type: (blank)

**Data Table:**

| Occupied                | Occupied          | Occupied                  | Occupied                   | Occupied                 | Occupied                 |
|-------------------------|-------------------|---------------------------|----------------------------|--------------------------|--------------------------|
| EU: 0 / 40 (0%)         | CEU: 0 / 40 (0%)  | CEU: 0 / 40 (0%)          | CEU: 0 / 40 (0%)           | CEU: 8.4 / 40 (21%)      | CEU: 23.4 / 40 (58.5%)   |
| L: 0 / 2000 (0%)        | RL: 0 / 2000 (0%) | RL: 0 / 2000 (0%)         | RL: 0 / 2000 (0%)          | RL: 352.7 / 2000 (17.6%) | RL: 973.8 / 2000 (48.7%) |
| Units: 0                | Units: 0          | Units: 0                  | Units: 0                   | Units: 7                 | Units: 1                 |
| Occupied                | Occupied          | Occupied                  | Occupied                   | Occupied                 | Occupied                 |
| EU: 7.2 / 40 (18%)      | CEU: 0 / 40 (0%)  | CEU: 0 / 40 (0%)          | CEU: 0 / 40 (0%)           | CEU: 2.6 / 40 (6.5%)     | CEU: 0 / 40 (0%)         |
| L: 302.7 / 2000 (15.1%) | RL: 0 / 2000 (0%) | RL: 0 / 2000 (0%)         | RL: 0 / 2000 (0%)          | RL: 108.2 / 2000 (5.4%)  | RL: 0 / 2000 (0%)        |
| Units: 6                | Units: 0          | Units: 0                  | Units: 0                   | Units: 2                 | Units: 0                 |
| Occupied                | Occupied          | Occupied                  | Occupied                   | Occupied                 | Occupied                 |
| EU: 0 / 40 (0%)         | CEU: 0 / 40 (0%)  | CEU: 9.1 / 40 (22.75%)    | CEU: 29.1 / 40 (72.75%)    | CEU: 13 / 40 (32.5%)     | CEU: 0 / 40 (0%)         |
| L: 0 / 2000 (0%)        | RL: 0 / 2000 (0%) | RL: 378.7 / 2000 (18.93%) | RL: 1209.7 / 2000 (60.48%) | RL: 541 / 1938 (27.92%)  | RL: 0 / 2000 (0%)        |
| Units: 0                | Units: 0          | Units: 7                  | Units: 22                  | Units: 10                | Units: 0                 |



**Solvo.TOS has a wide range of options for planning vessel arrivals.**

With the help of tools such as the Cargo Planner and the Universal Vessel Planner it is possible to plan the loading and unloading of containers in the required order, taking into account the container characteristics and specifications.

Once at the terminal, the container is recorded in the system and all of its further movements are registered in the system.



**SLOT REQUEST** Container processing visits 1 visit 500

| 24 August 2020, Mon  | 25 August 2020, Tue  | 26 August 2020, Wed  | 27 August 2020, Thu  | 28 August 2020, Fri  | 29 August 2020, Sat  |
|----------------------|----------------------|----------------------|----------------------|----------------------|----------------------|
| 06:00 - 21:00        | 06:00 - 21:00        | 06:00 - 21:00        | 06:00 - 21:00        | 06:00 - 21:00        | 06:00 - 06:00        |
| 24.08 (M) 02 - 01:00 | 25.08 (T) 01 - 01:00 | 26.08 (W) 01 - 01:00 | 27.08 (T) 01 - 01:00 | 28.08 (F) 01 - 01:00 | 29.08 (S) 01 - 01:00 |
| 282 / 500            | 500 / 500            | 500 / 500            | 500 / 500            | 500 / 500            | 500 / 500            |
| 418 / 500            | 500 / 500            | 500 / 500            | 500 / 500            | 500 / 500            | 500 / 500            |
| 424 / 500            | 500 / 500            | 500 / 500            | 500 / 500            | 500 / 500            | 500 / 500            |
| 418 / 500            | 500 / 500            | 500 / 500            | 500 / 500            | 500 / 500            | 500 / 500            |

Planned calls summary:

| Month     | Planned calls | Status  |
|-----------|---------------|---------|
| January   | 91            | Planned |
| February  | 147           | Planned |
| March     | 160           | Planned |
| April     | 140           | Planned |
| May       | 93            | Planned |
| June      | 40            | Planned |
| July      | 21            | Planned |
| August    | 2             | Planned |
| September | 0             | Planned |
| October   | 0             | Planned |
| November  | 1             | Planned |
| December  | 0             | Planned |

Bar chart showing planned calls per month (2019).

| Month | Planned calls |
|-------|---------------|
| Jan   | 91            |
| Feb   | 147           |
| Mar   | 160           |
| Apr   | 140           |
| May   | 93            |
| Jun   | 40            |
| Jul   | 21            |
| Aug   | 2             |
| Sep   | 0             |
| Oct   | 0             |
| Nov   | 1             |
| Dec   | 0             |

**Solvo.TOS** creates truck appointment using time slotting technology.

| Processing    |            |              | Standby  |              |          |
|---------------|------------|--------------|----------|--------------|----------|
| Time slot     | Status     | plate number | duration | plate number | duration |
| 11:00 - 13:00 | Processing | B702OK178    | 4 min.   | D630BO178    | 20 min.  |
| 13:30 - 15:30 | Standby    | K409HT190    | 4 min.   | A844CO35     | 32 min.  |
|               |            | B069MM178    | 8 min.   | Y027CP78     | 32 min.  |
|               |            | H790FP178    | 8 min.   | B457TP98     | 36 min.  |
|               |            | B069PK38     | 2        | M507MC178    | 12 min.  |
|               |            | B361PT178    | 3        | B072EO178    | 36 min.  |
|               |            |              |          | T706XY47     | 12 min.  |
|               |            |              |          | KD49TB178    | 16 min.  |
|               |            |              |          | B800KA86     | 40 min.  |
|               |            |              |          | Y687KE78     | 16 min.  |
|               |            |              |          | P910XX47     | 44 min.  |
|               |            |              |          | B070OE178    | 20 min.  |
|               |            |              |          | H356TC178    | 20 min.  |
|               |            |              |          | B035BP178    | 24 min.  |
|               |            |              |          | B156CB178    | 24 min.  |

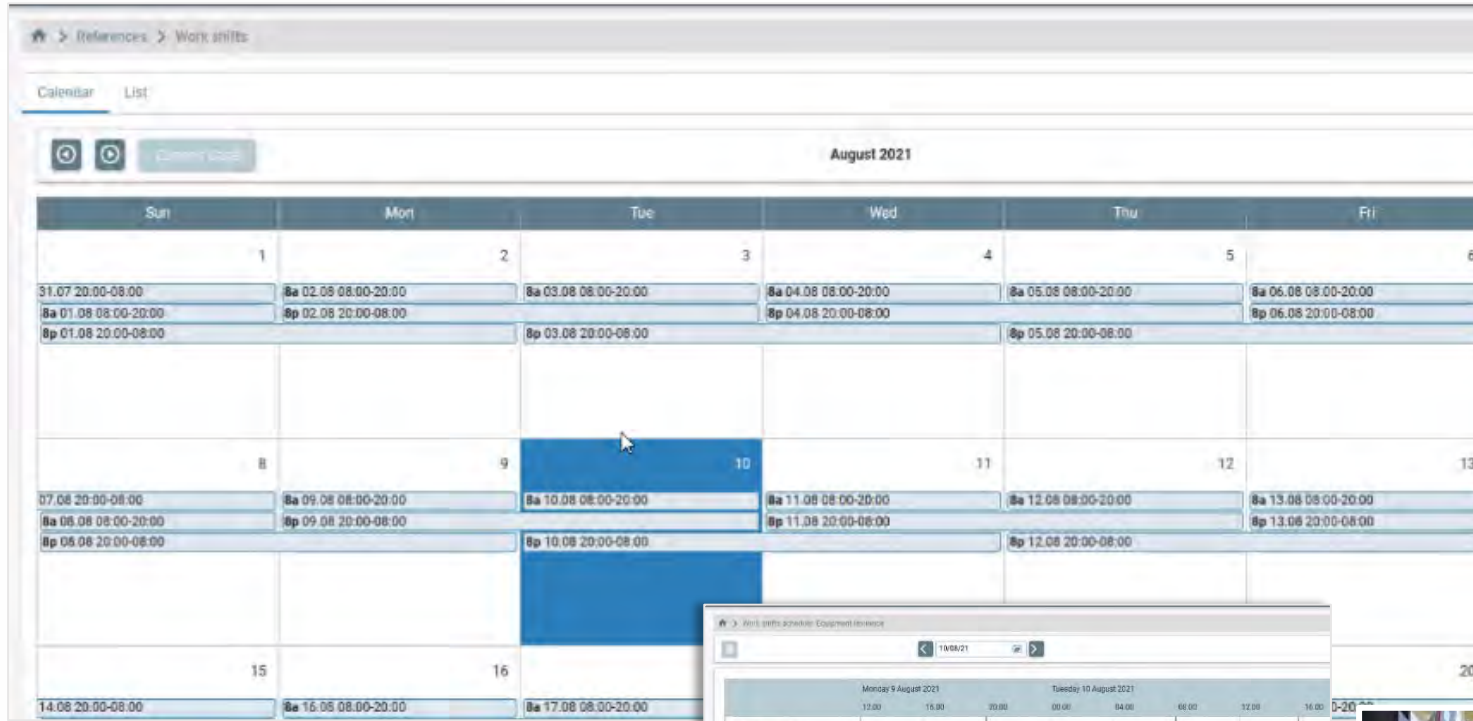




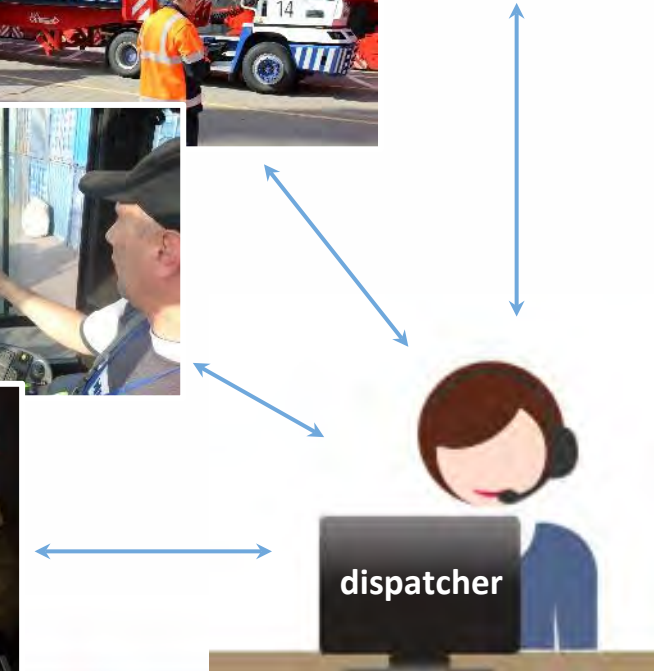
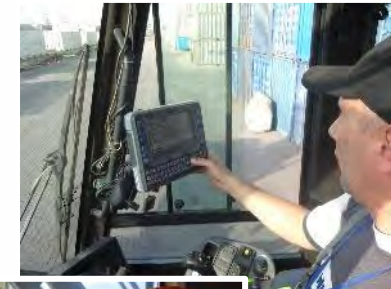
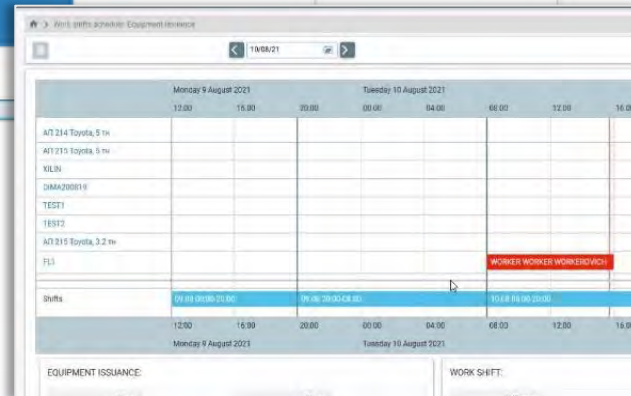
General cargo is one of the most complex categories in terms of organization of handling, storage, and accounting.

**Solvo.TOS enables to manage all the operations with general cargo** taking into account it's dimensions, weight, cargo types, storage rules, handling equipment and other criteria

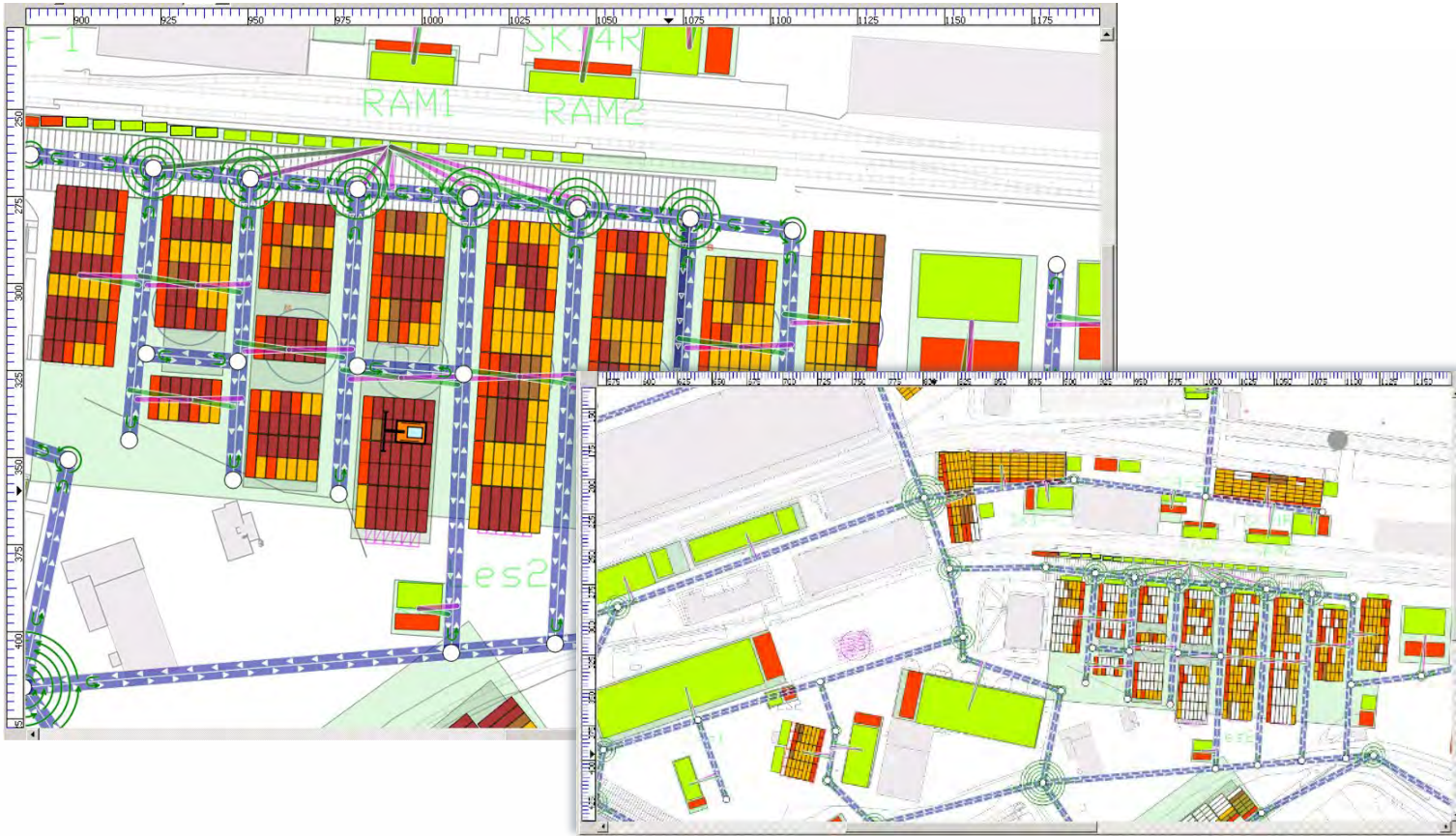
# Personnel & Equipment productivity



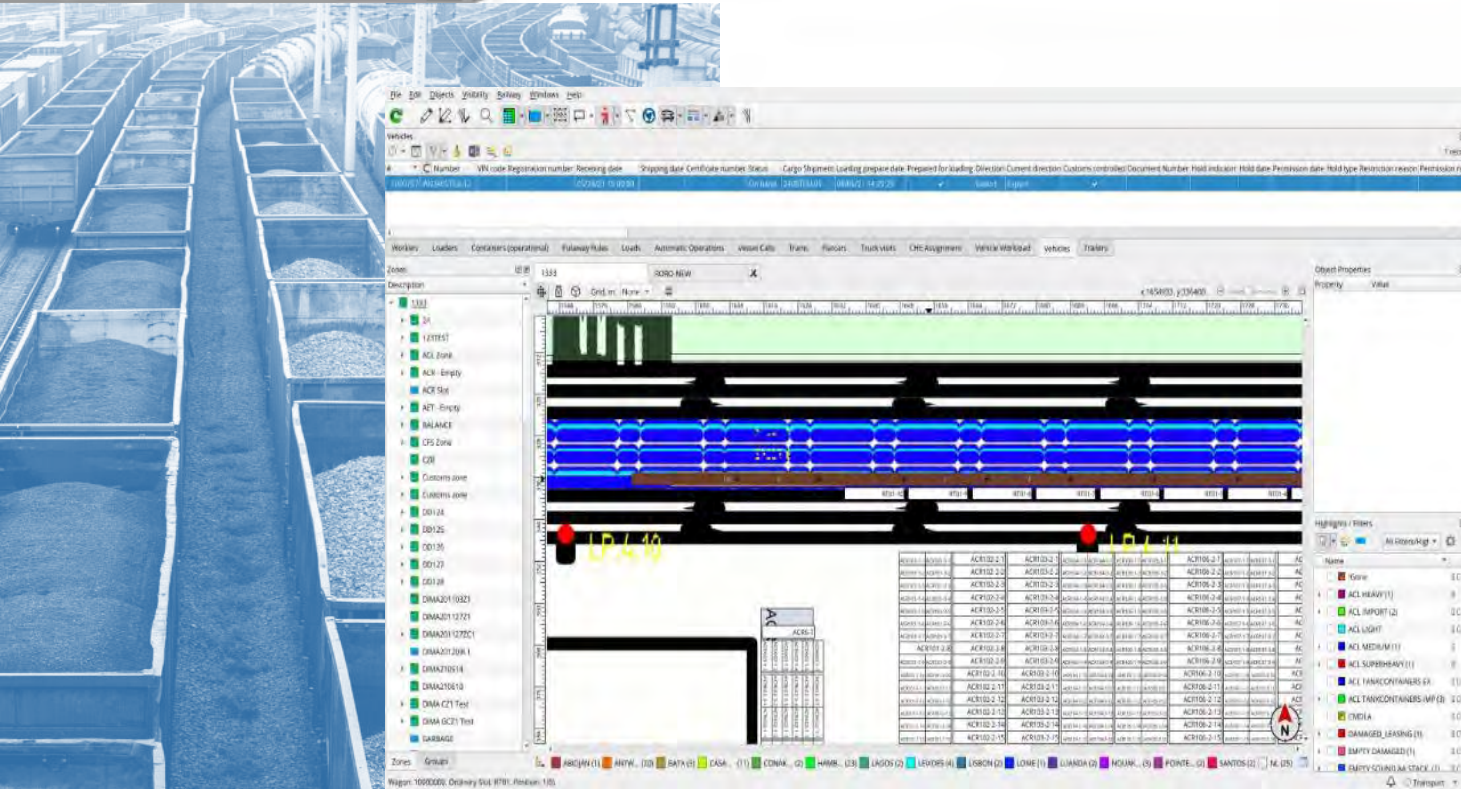
Solvo.TOS provides visibility where terminals are allocating their labor budgets and **help them to optimize human assets.**



# CHE Accounting and assignment



- Solvo.TOS analyzes the available data about the road network of the terminal and builds the optimal route for a MHE
- The entry of road data is carried out through the roads editor function - part of the Real-time terminal layout viewer and editor
- The user defines the key checkpoints, permitted turns and delays
- The user can also then set the availability of a stack for processing from a selected road



The system can perform automatic scheduling on the railroad, operating such data as:

- Cargo information
- Railcars parameters
- Various types of documents
- Planning, managing and monitoring the progress of loading/unloading trains based on ETA/ETD)



The screenshot illustrates the SOLVO software interface for rail car staging. The main window shows a grid of rail cars with their identification numbers, types, and weights. A pop-up window provides detailed specifications for a selected rail car, including its name, code, type, length, height, and cargo type. Another window shows a 'Specifications' dialog for a specific rail car, detailing its dimensions and weight. A third window displays a list of rail cars with their status and location.

## The system enables to automate

1. Planning of rail car staging
2. Registration of rail consignment notes
3. Registration of rail car arrival/departure
4. Loading/discharging planning
5. Train and cargo inspection
6. Train loading and unloading

✓ Automatic planning of rail car staging increases personnel productivity

✓ Reduced number of errors when creating rail car plan

- ✓ Increase cargo handling efficiency & terminal throughput
- ✓ Increase personnel & equipment productivity
- ✓ Improve transparency of technological and commercial processes
- ✓ Increase in load handling speed in the storage zone
- ✓ Reduction in re-handles (non-productive container moves)
- ✓ Eliminating human factor
- ✓ Improving health and safety ops
- ✓ Finding efficiencies in processes and logistics
- ✓ Improving margins
- ✓ Reducing operating costs



# Smart solutions for your logistic tasks