

**Port of Colombo  
Sri Lanka  
Gateway to South Asia**

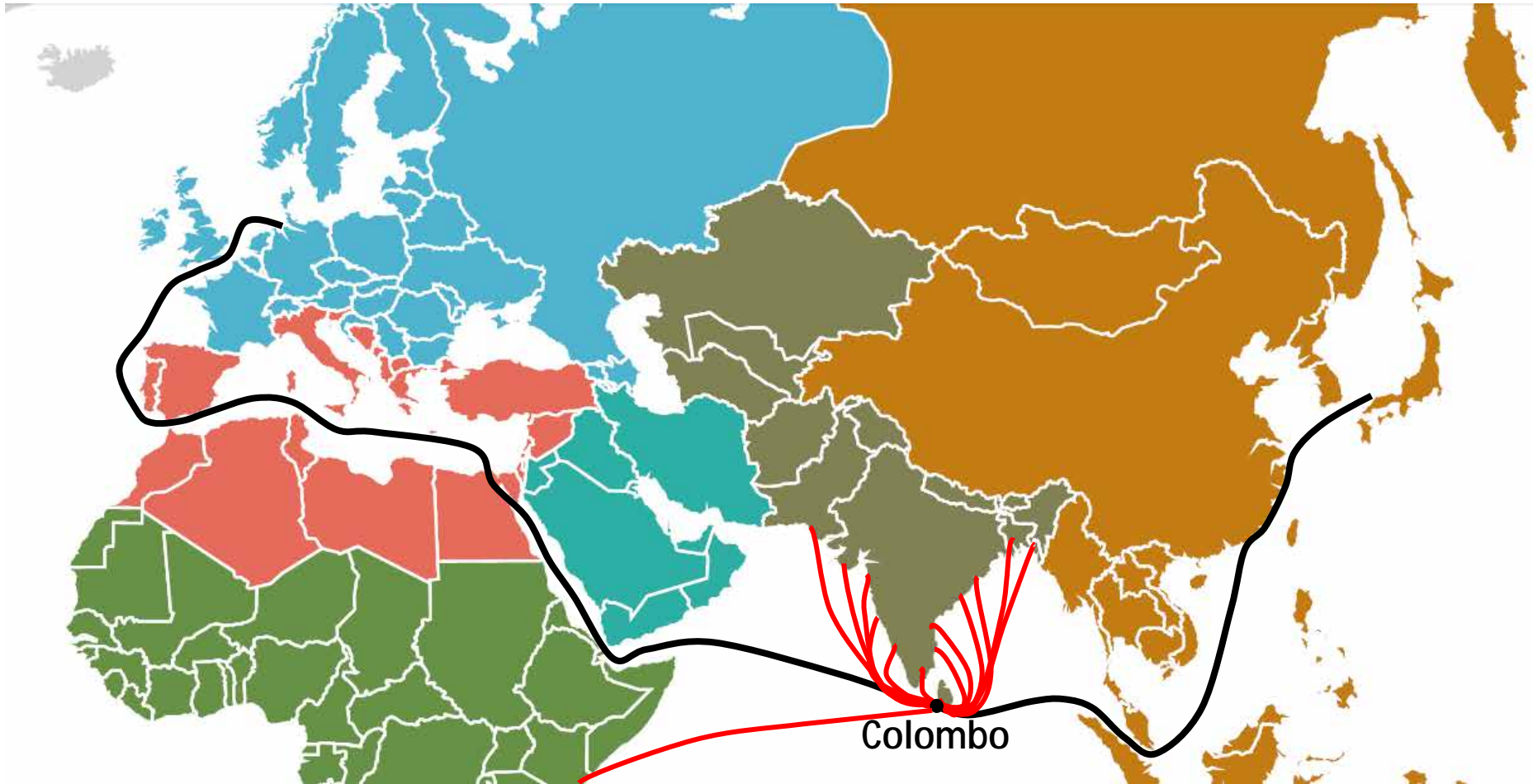
**MARITIME MEGA HUB OF SOUTH ASIA**

# First Deepwater Facility In South Asia

Tissa Wickramasinghe  
General Manager-Marketing & Commercial  
Colombo International Container Terminals Limited

MARITIME MEGA HUB OF SOUTH ASIA

# Transshipment hub of South Asia

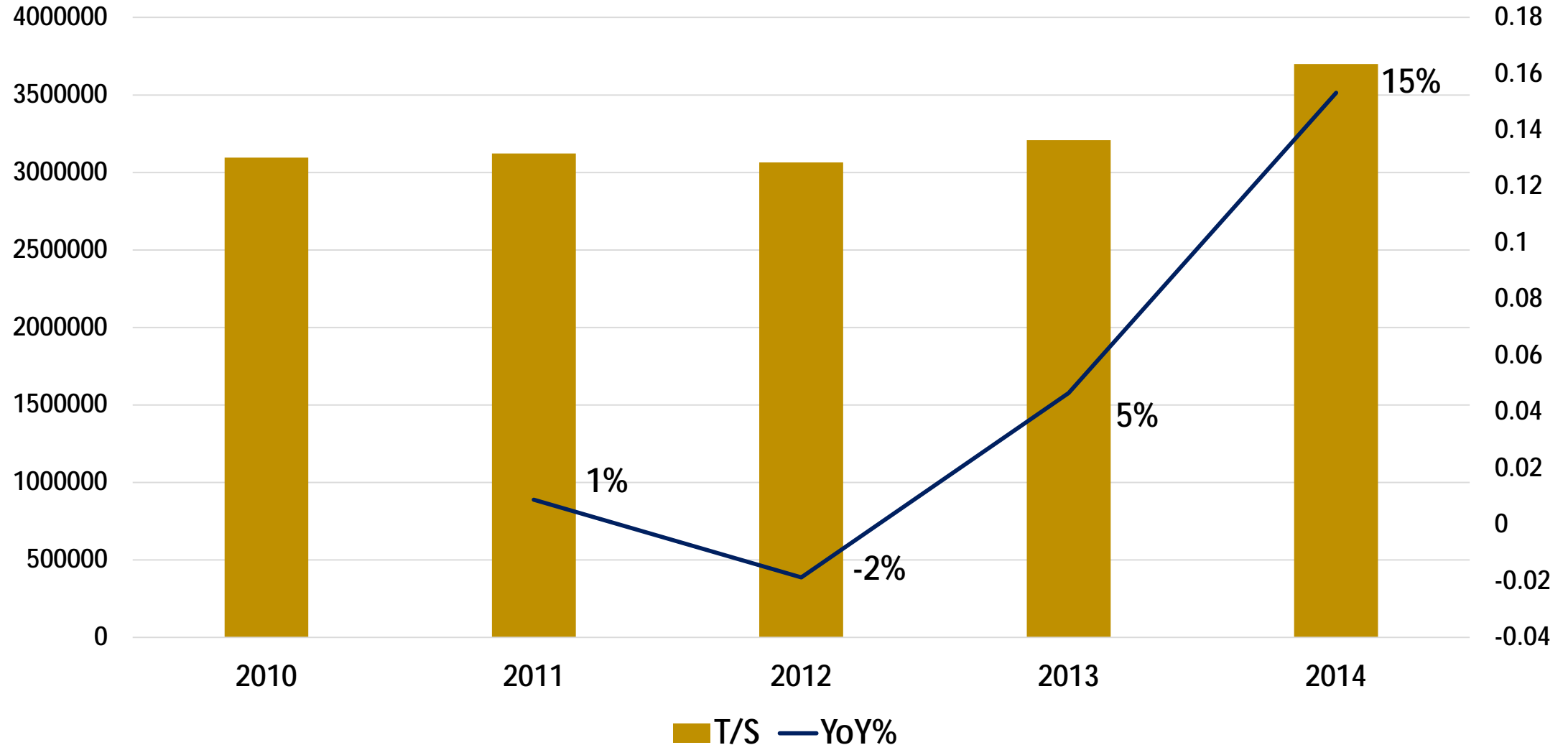


MARITIME MEGA HUB OF SOUTH ASIA

# Forecast volumes of ISC T/S activity at hub ports, 2006-2041

('000 TEU)	2006	2007	2008	2009	2010	2015	2020	2025	2030	2035	2041	CAGR 2006-2010	CAGR 2010-2020	CAGR 2020 ON
<b>Total ISC Transshipment Volumes at hubs</b>	6,666	7,284	7,936	8,570	9,247	12,630	17,369	22,675	27,747	31,987	36,398	8.50%	6.50%	3.60%
of which:														
<b>Colombo</b>	2,330	2,750	2,996	3,236	3,491	5,400	7,209	9,298	11,378	13,116	14,379	10.60%	7.50%	3.30%
<b>Other ISC hubs</b>	242	265	288	311	336	775	1,500	2,185	2,673	3,082	3,507	8.50%	16.10%	4.10%
<b>Hubs outside ISC</b>	4,094	4,269	4,652	5,023	5,420	6,455	8,660	11,192	13,696	15,789	18,512	7.30%	4.80%	3.70%
Market Shares:														
<b>Colombo</b>	35%	38%	38%	38%	38%	43%	42%	41%	41%	41%	40%			
<b>Other ISC hubs</b>	4%	4%	4%	4%	4%	6%	9%	10%	10%	10%	10%			
<b>Hubs outside ISC</b>	61%	59%	59%	59%	59%	51%	50%	49%	49%	49%	51%			

# Transshipment Volume Growth - POC



MARITIME MEGA HUB OF SOUTH ASIA

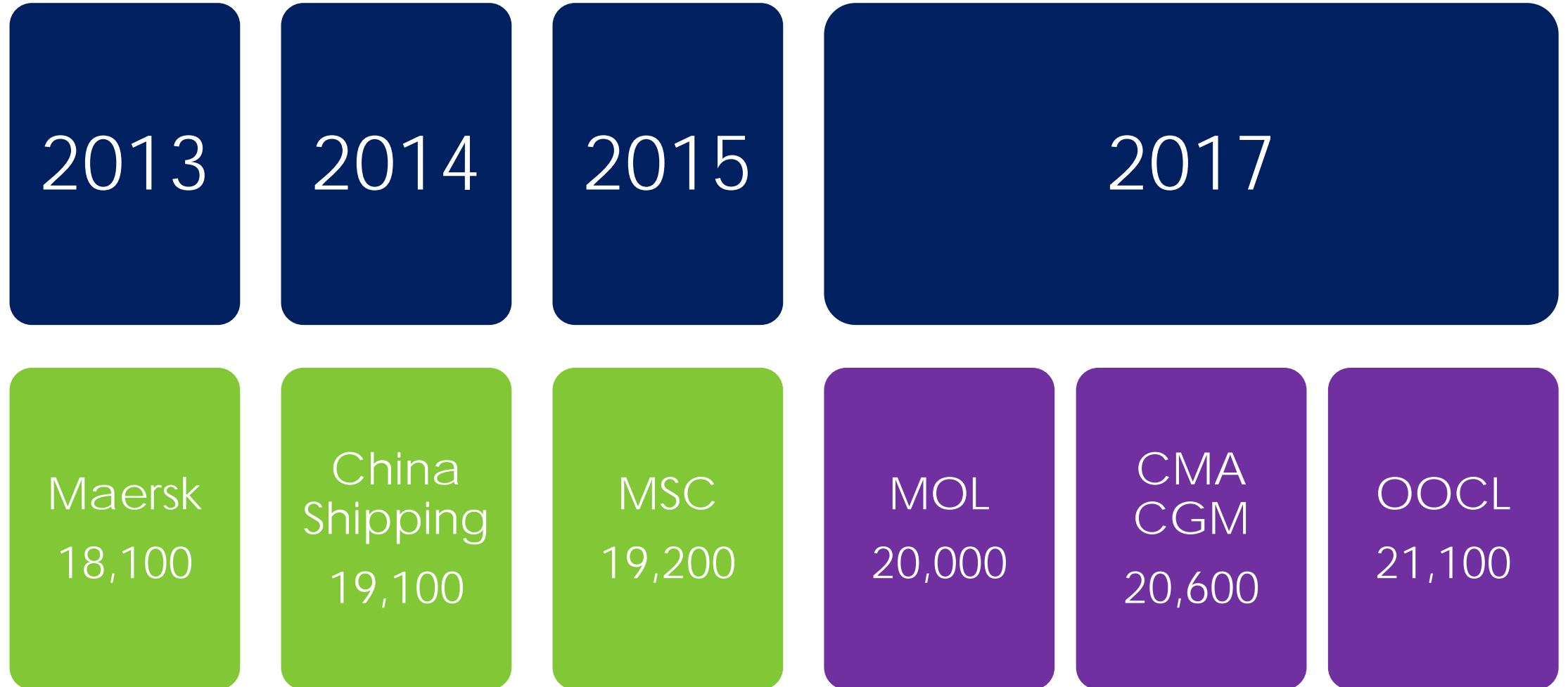
# Global container throughput

	2000	2014	2020
World port TEU throughput	235M	623M	~1 billion
Global transshipment TEU	58M	175M	~320M
Asian ports' share of world TEU	47%	56%	65%+

- ✓ Predicted average global container port demand growth of **4.5%** per annum
- ✓ The deployment of ultra large container ships and the formation of new mega alliances are adding to capacity pressures on global/international terminal operators

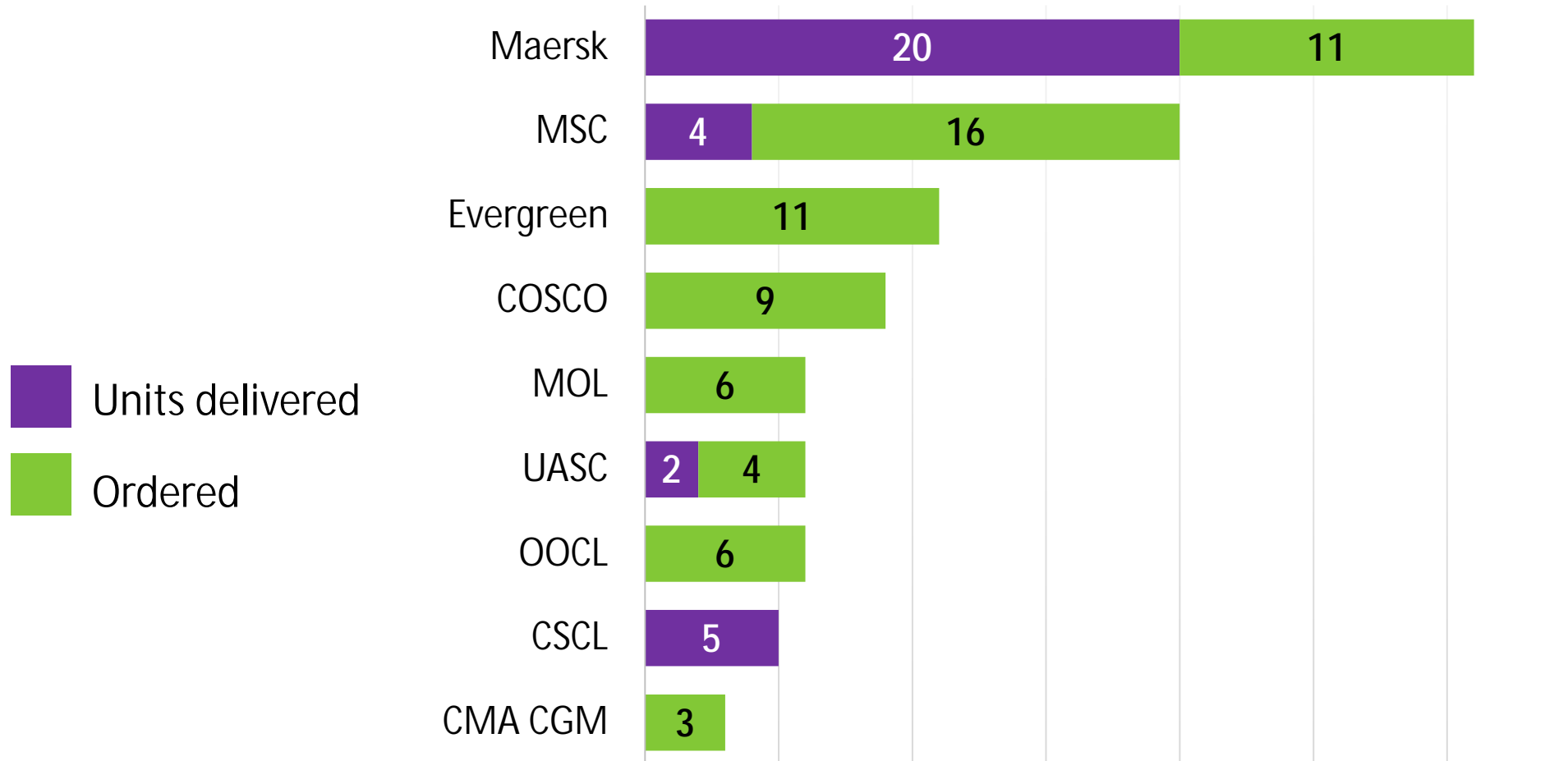
Source: Drewry

# Advent of Mega Ships



MARITIME MEGA HUB OF SOUTH ASIA

# > 18,000 TEU units ordered by carrier – August 2015



MARITIME MEGA HUB OF SOUTH ASIA



# Distance from South Asian ports to major T/S hub ports(nm)

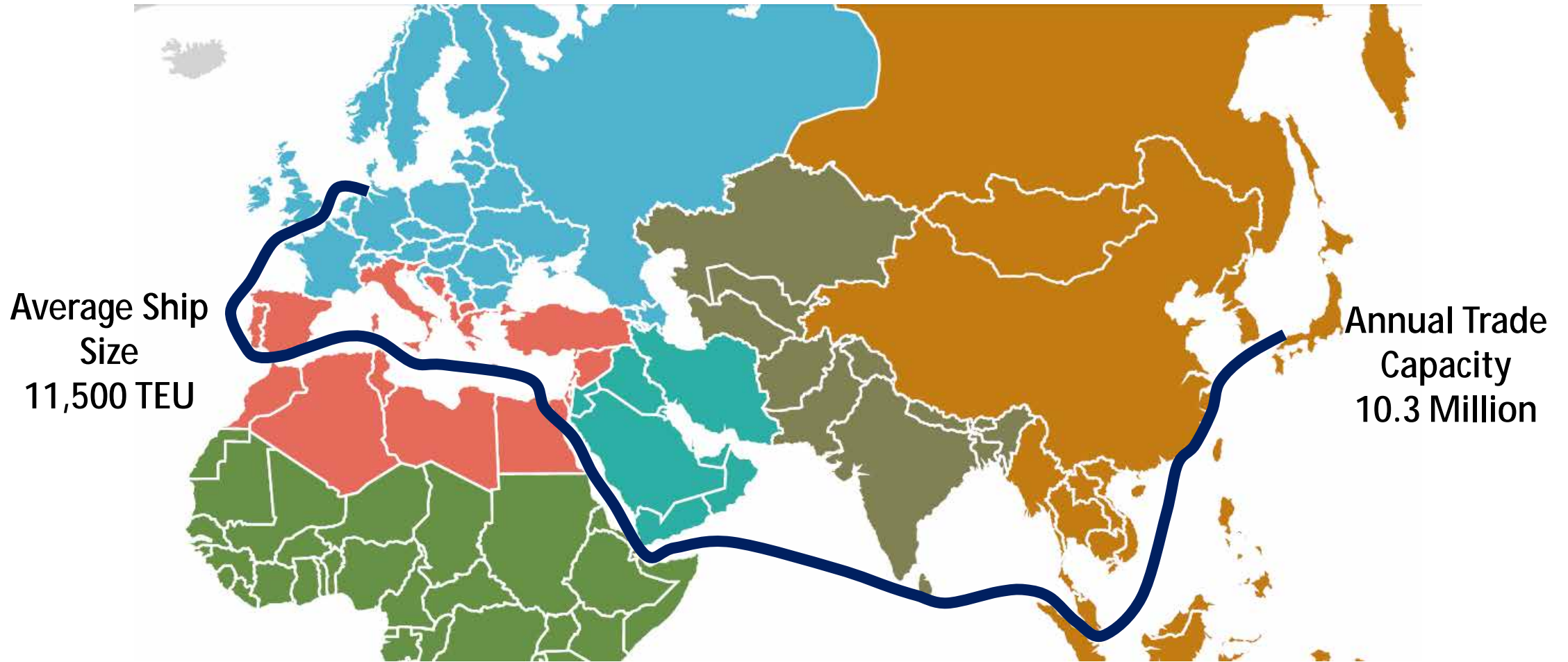
HUB PORT	COLOMBO	SINGAPORE	DUBAI	SALALAH	ADEN
FEEDER PORT					
Tuticorin	175	1617	1598	1300	1925
Cochin	310	1853	1483	1180	1850
Chennai	590	1586	2359	1840	2650
Mumbai	890	2435	898	950	1657
Calcutta	1245	1650	3134	2500	3304
Kandla	1255	2801	907	900	1700
Chittagong	1292	1517	3155	2550	3340
Karachi	1340	2887	453	890	1720

Source: Colombo Port South Harbor Development Project (CPSHDP)

**MARITIME MEGA HUB OF SOUTH ASIA**

# Ship Size/ Capacity utilization

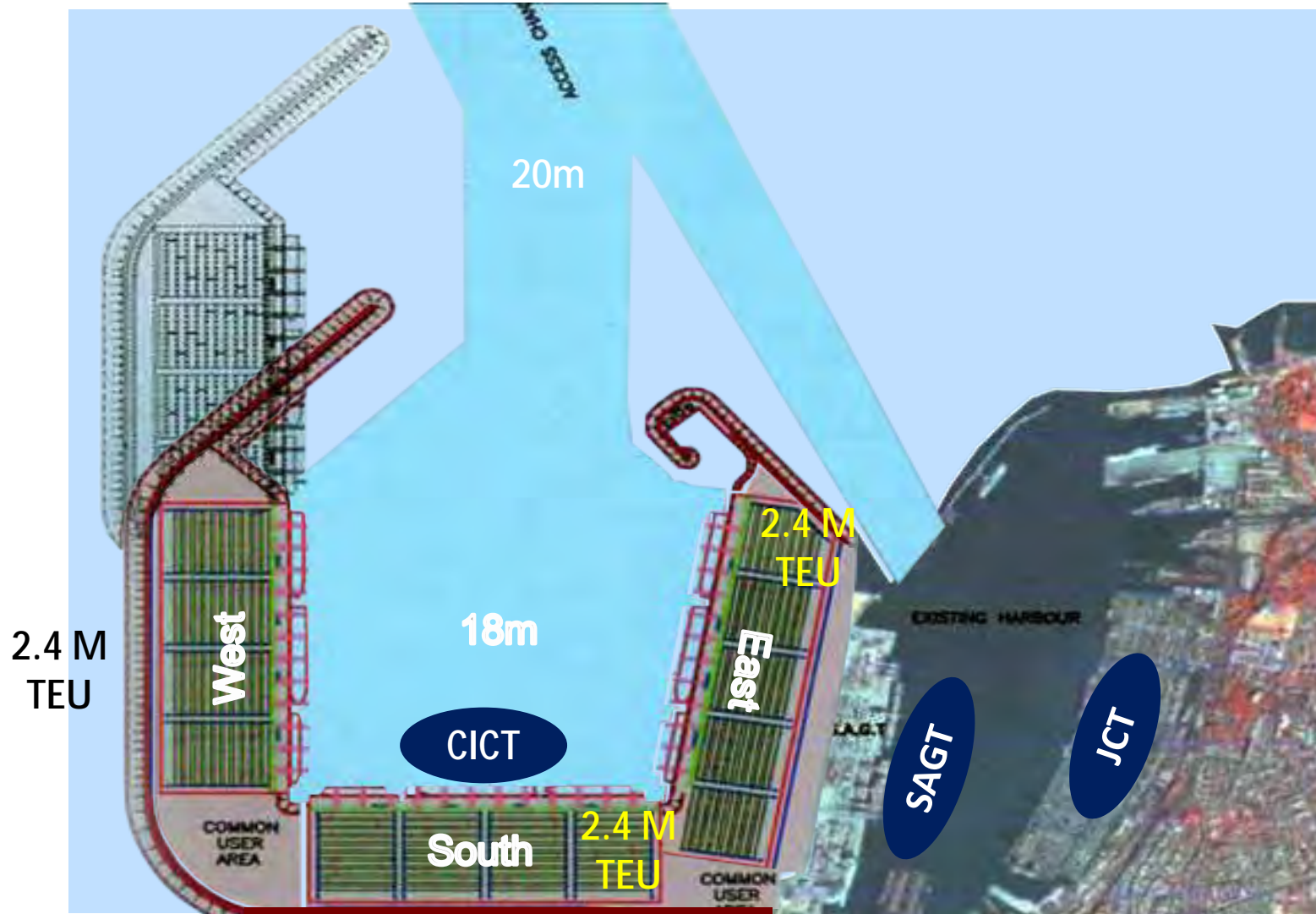
## Asia Europe route 2014



MARITIME MEGA HUB OF SOUTH ASIA

# Port of Colombo

## First deepwater facility in South Asia



### Port of Colombo

capacity boost up to  
12M TEU

Three Separate Terminals  
Each 1200m in Length  
& 18m Depth alongside

Dual Navigational Channel  
Dredged to -20m

Harbour Basin of 285 ha  
Dredged to -18m  
With 800m turning circle

6 km Breakwater  
Investment \$480 million

MARITIME MEGA HUB OF SOUTH ASIA

# Thank You !