



# Cutting costs and time

Applying global best practice to Africa's trade corridors

**18 November 2016**  
Mombasa

iru.org



# IRU, trade facilitation & regional integration



- 1948 – Members in 8 countries in Western Europe
- 1949 – Development of TIR
- 1975 – Latest TIR Convention
- 2016 – in 100+ countries on 5 continents

# IRU's activities today...



## Trade & Transport facilitation

- TIR system
- Harmonised regulations and regional integration
- Fair, well regulated transport markets



## Training

- Professional training of commercial drivers and managers



## Road Safety

- Advocacy, training and awareness



## Passenger Transport

- Policy and Advocacy
- Safety
- Urban mobility, innovation and technology



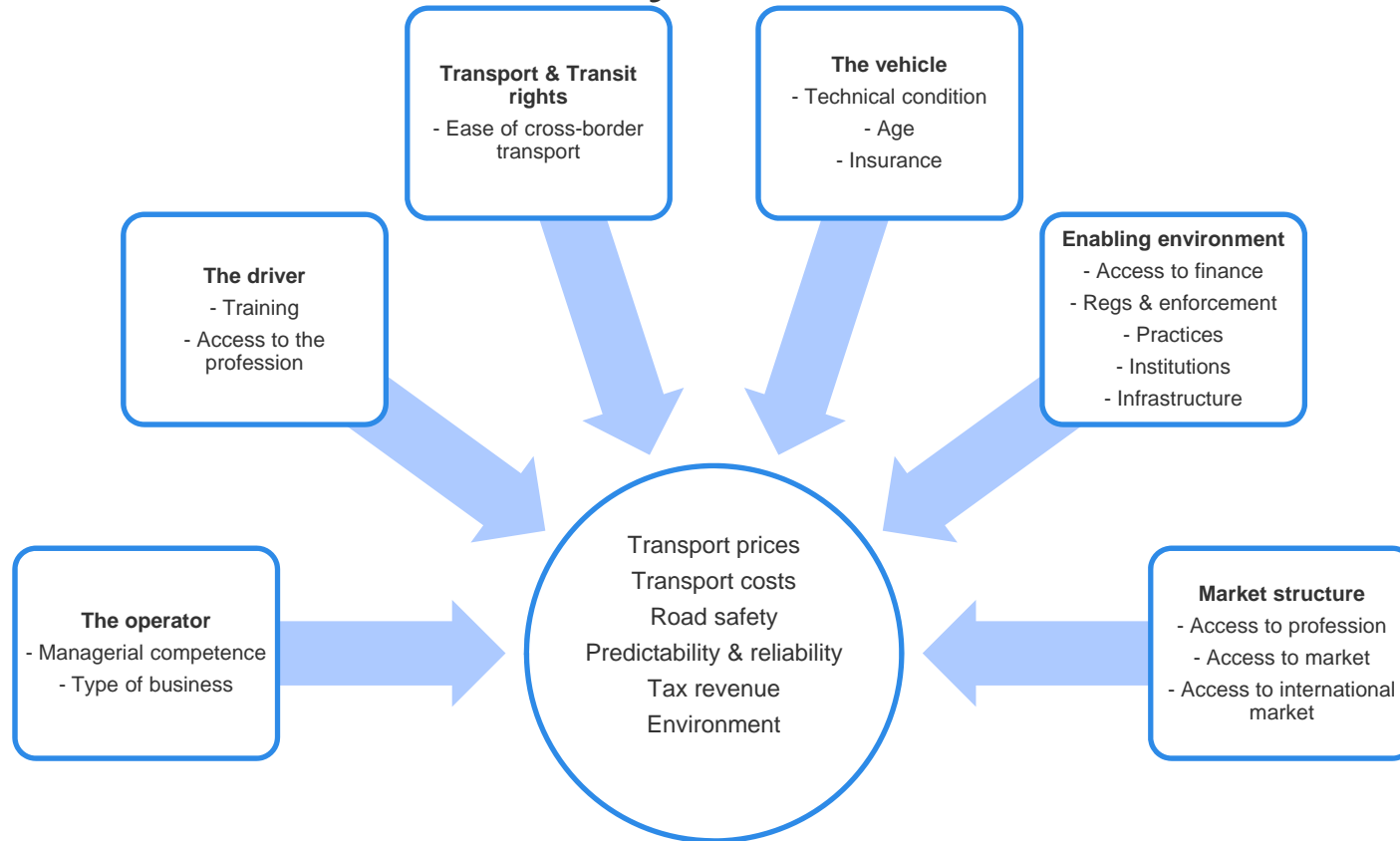
## Sustainable Transport

- Policy and Advocacy
- Innovation and technology

---

Cutting costs and time

# What drives efficiency?



Cutting costs and time

# Intelligent enforcement is key



Big improvements from weigh in motion systems

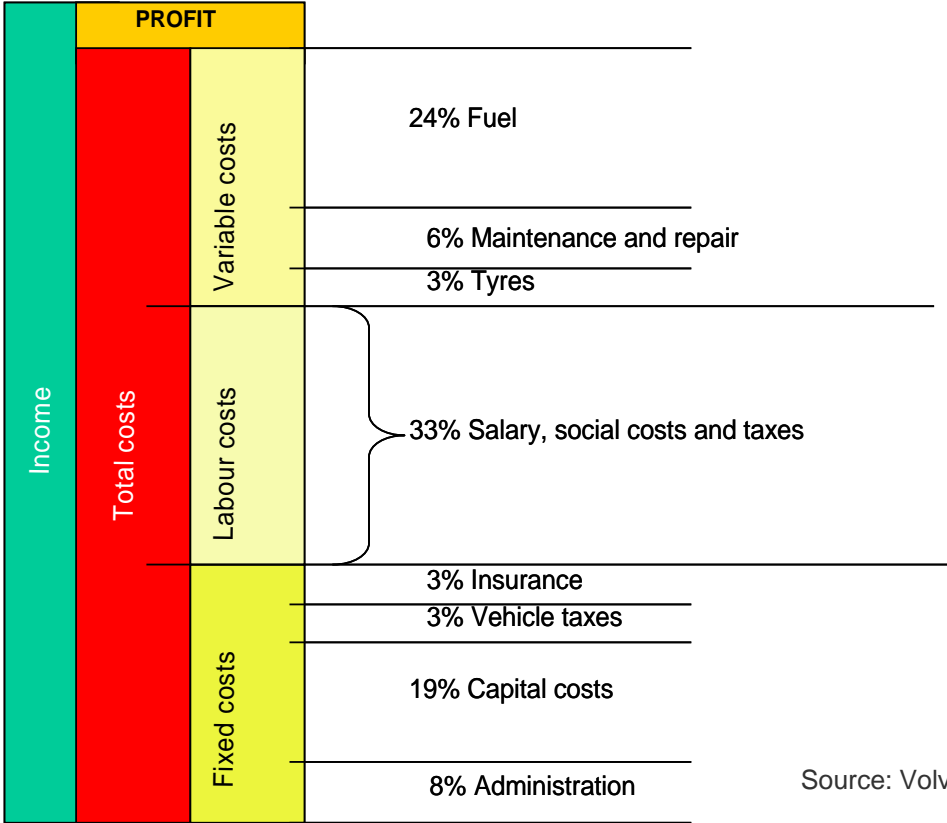
Serious gross weight violations, OK

But how to deal with foreign containers in transit, violating axle load only?



Cutting costs and time

# The importance of professionalism



Professionalism – driver training can improve fuel efficiency 5%-20%

5% improvement could equal \$1200 per year per truck

Source: Volvo

# The economic impact of road safety



## Annual Cost of Fatal & Serious Injury Crashes

Sample Countries\* (2010 data)

Country	Annual Fatalities	Annual Fatalities & Serious Injuries	Annual Cost of Fatal & Serious Injuries	% of GDP
Sweden	278	3,058	US\$ 3.4 billion	0.7%
Australia	1,363	14,993	US\$ 17 billion	1.5%
United States	35,490	390,390	US\$ 405 billion	2.8%
Mexico	16,714	183,854	US\$ 37 billion	3.6%
India	231,027	2,541,297	US\$ 79 billion	4.6%
China	275,983	3,035,813	US\$ 300 billion	5.0%
South Africa	15,995	175,495	US\$ 28 billion	7.8%
Uganda	9,655	106,205	US\$ 1.7 billion	10.1%

\* Note – Analysis based on consistent global assumptions for global comparison. Individual countries may have more detailed data.  
\* Billion = 1,000,000,000

A World Free of High Risk Roads




2011 WHO estimate:

Kenya lost **US\$4 billion** annually due to road traffic fatalities...

Approximately **11%** of GDP

**85%** RTAs caused by human error – training is key

# Cutting the cost & time of transit

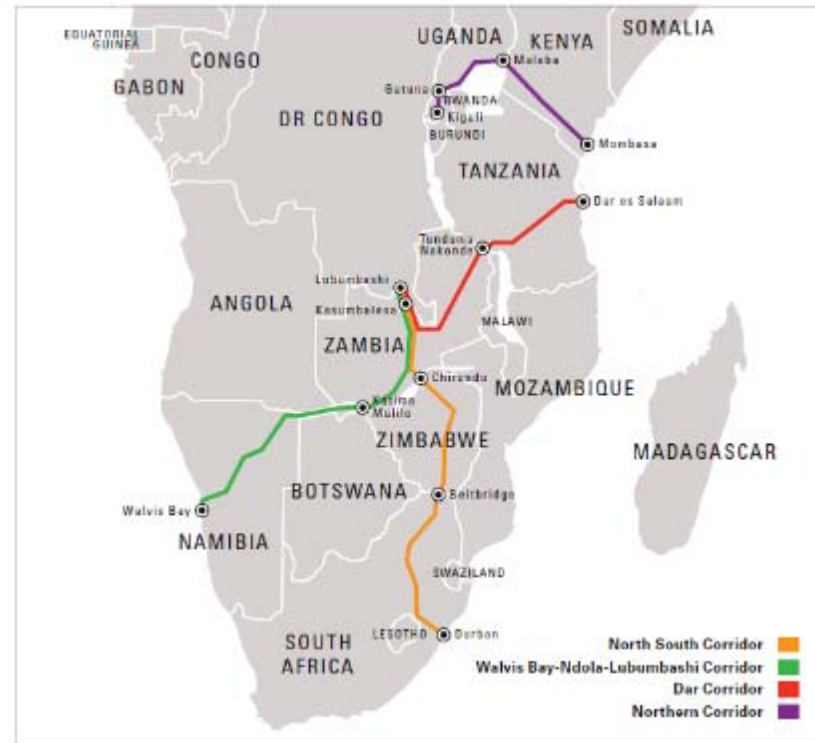


Cutting costs and time







## Transit costs in East & Southern Africa




# Cutting transit costs: North-South Corridor



# Cutting transit costs: Walvis Bay-Ndola-Lubumbashi Corridor




# Cutting transit costs: Dar es Salaam Corridor



Cutting costs and time

# Cutting transit costs: Northern Corridor





Best practices...?



# Political will



Cutting costs and time

# Public-private partnership for the whole corridor



- Northern Corridor Transit & Transport Coordination Authority
- Maputo Corridor Logistics Initiative
- Dar es Salaam Corridor Committee
- Walvis Bay Corridor Group



# Innovation



Training Program for Customs Agents in East Africa

---

Cutting costs and time



[iru.org](http://iru.org)

[william.petty@iru.org](mailto:william.petty@iru.org)