




THE RISE OF A RANGE OF PORTS



Hosted By



Agenda

- A. SWIO:** The rise of a new range of container ports
- B. SWIO:** A future range of ports for cruise ships
- C. Competition vs Cooperation**

Agenda

A. SWIO: The rise of a new range of container ports

B. SWIO: A future range of ports for cruise ships

C. Competition vs Cooperation

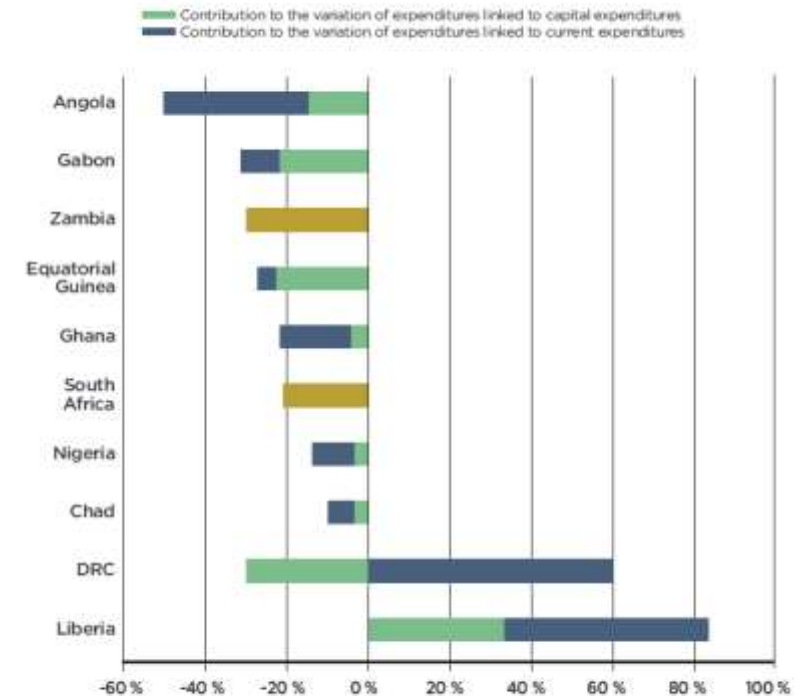


A. Economies struggling against wind and tide

➤ Adverse winds hampering trade between sub-saharan African (SSA) and Asian economies

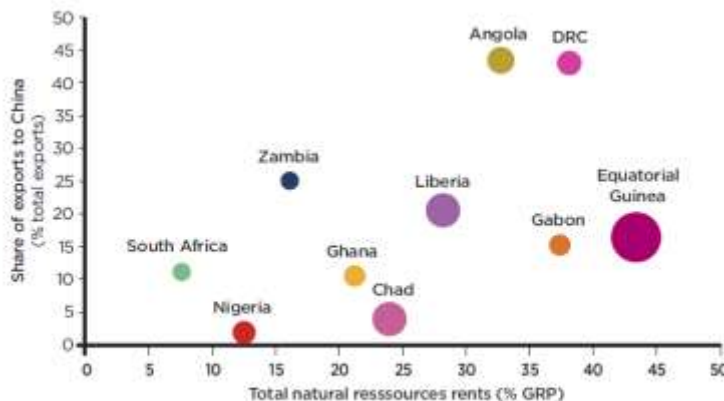
- Sluggish global growth has triggered off a fall in commodity prices, down 45% in two years.
- Shock to commodity prices has affected exporting countries including Africa.
- Fall in african government spendings.
- Weak outlook in FDI between Asia and Africa

Government spending cuts between 2013 and 2016



Sources: BMI, (details not provided for South Africa and Zambia), nationals, Coface calculation

Declining growth: dependence on commodities and China



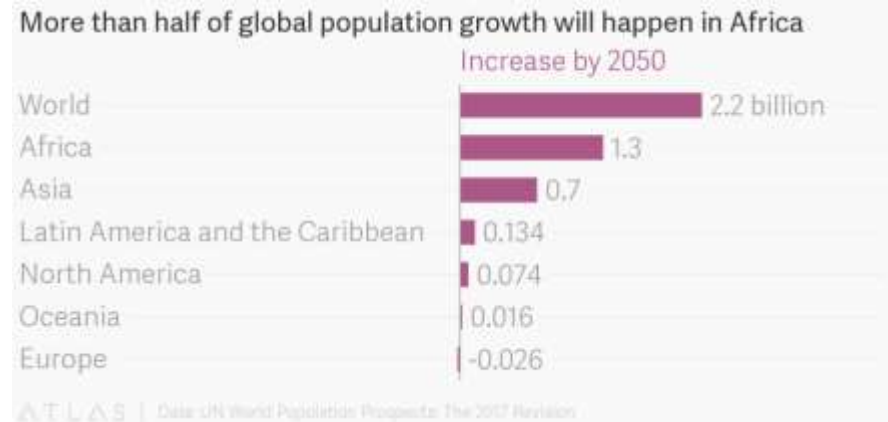
Size of the bubble = decrease of growth between 2013 and 2016 (% GDP)

Sources : IMF, World Bank, Coface

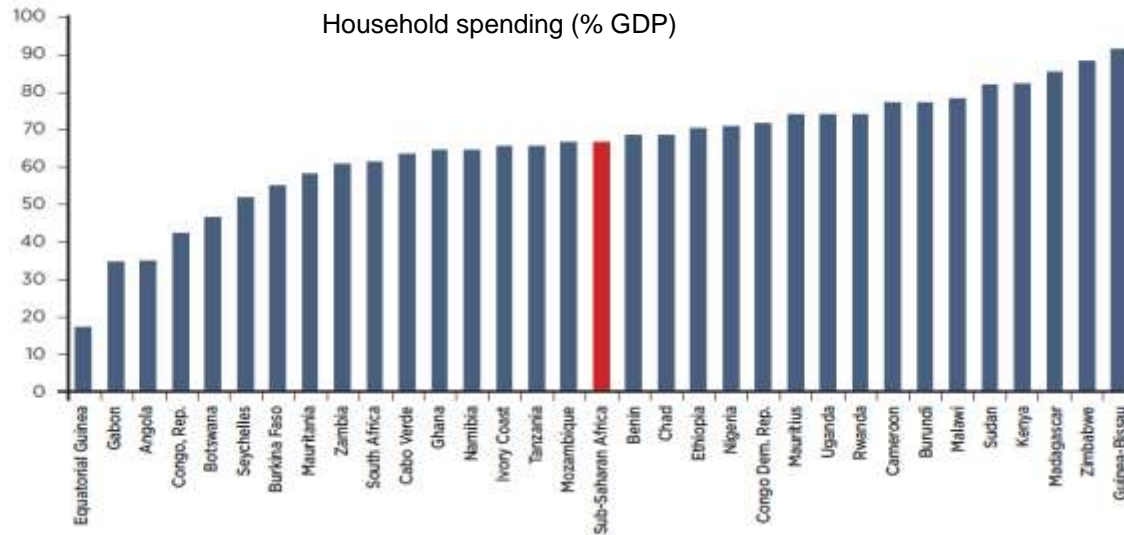
A. Unique development potential

➤ Positive outlook

- With an additional 1.3 billion people on the continent by 2050, Africa will account for the highest population growth spurts compared to other continents



Poids des dépenses des ménages dans le PIB (% , 2014)

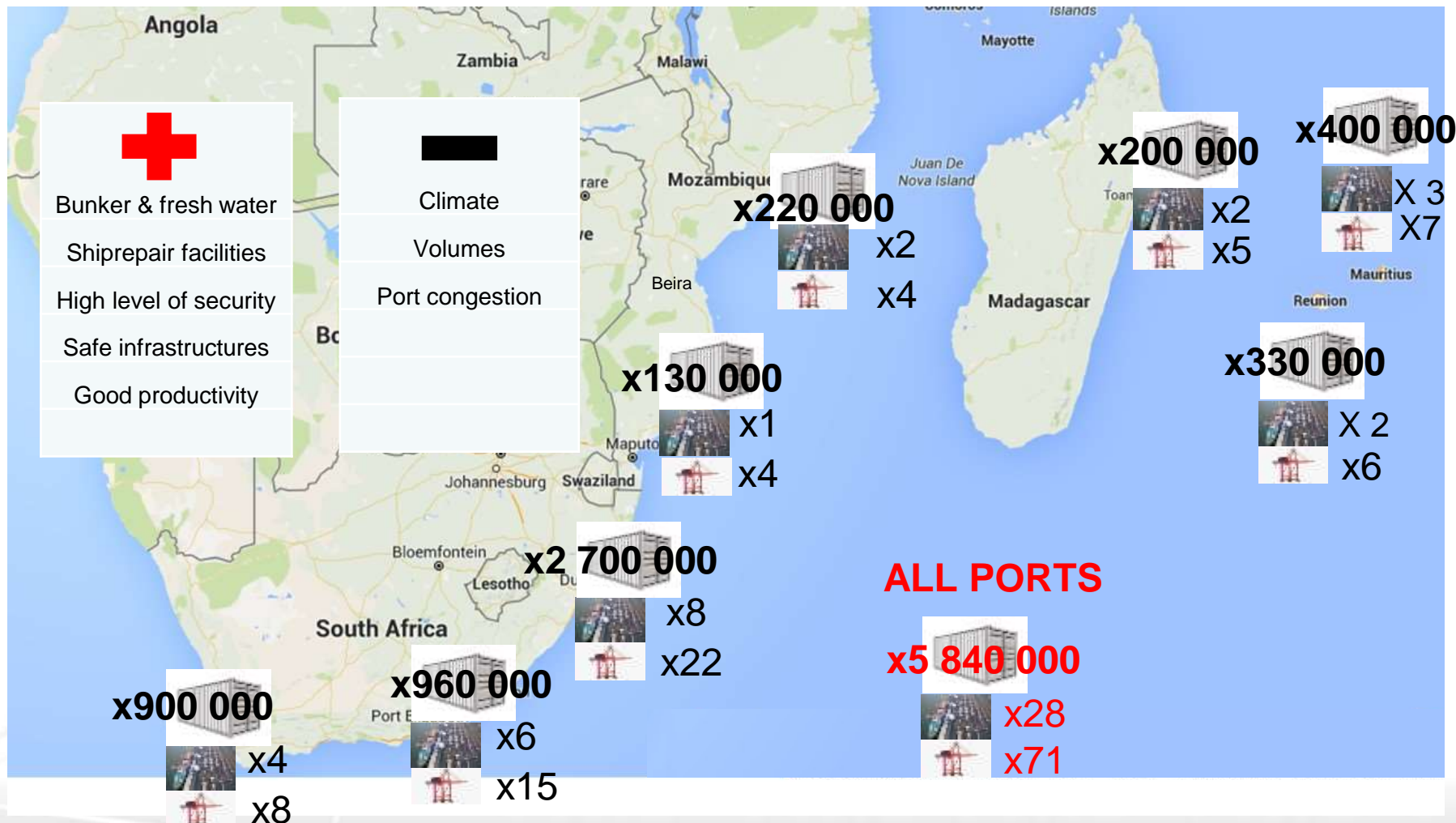


Source: World Bank

➤ Positive outlook

- Household consumption, accounting for two-thirds of GDP on average in sub-saharan African economies, could support growth.

A. The emergence of a range of ports



Agenda

A. SWIO: The rise of a new range of container ports

B. SWIO: A future range of ports for cruise ships

C. Competition vs Cooperation



B. A fast growing market

CRUISE PASSENGERS COME FROM AROUND THE WORLD*



Demand for Cruising has **Increased 62%** in the Last Ten Years (2005-2015)

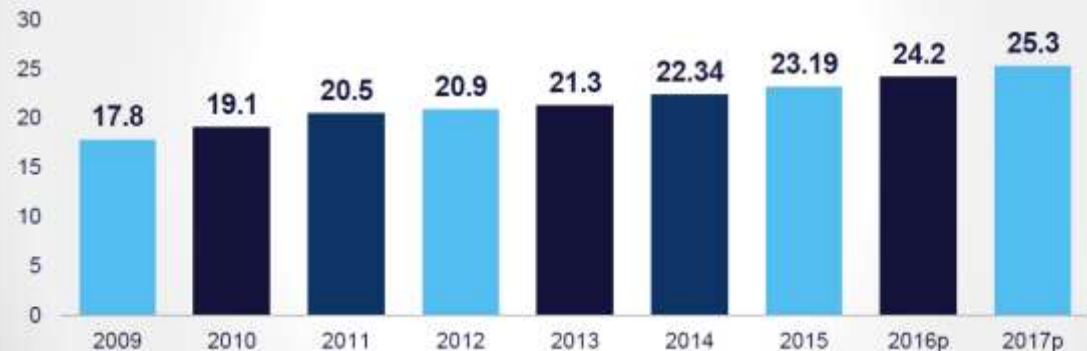
Source: CLIA

« Cruise is no longer a Caribbean or Mediterranean market for european or north american clients. »

2017 PASSENGER CAPACITY SNAPSHOT

2017 = 25.3 Million Passengers Expected to Cruise

CLIA Global Ocean Cruise Passengers (In Millions)



Source: CLIA

B. A need for new products and markets

« An average of 15 mega-cruiseships delivered each year ! »

2017 NEW SHIPS

26 New Ships on Order (as of December 2016)

Total Investment of More than \$6.8 Billion in New Ocean Vessels in 2017

Year	Ocean	River	Ships Ordered	New Capacity
2017	13	13	26	30,006
2018	15	2	17	29,448
2019	20	2	22	51,824
2020 – 2026	32	0	32	119,510
Total	80	17	97	230,788

Source: CLIA

NEW CRUISERS WILL TAKE TO THE SEA

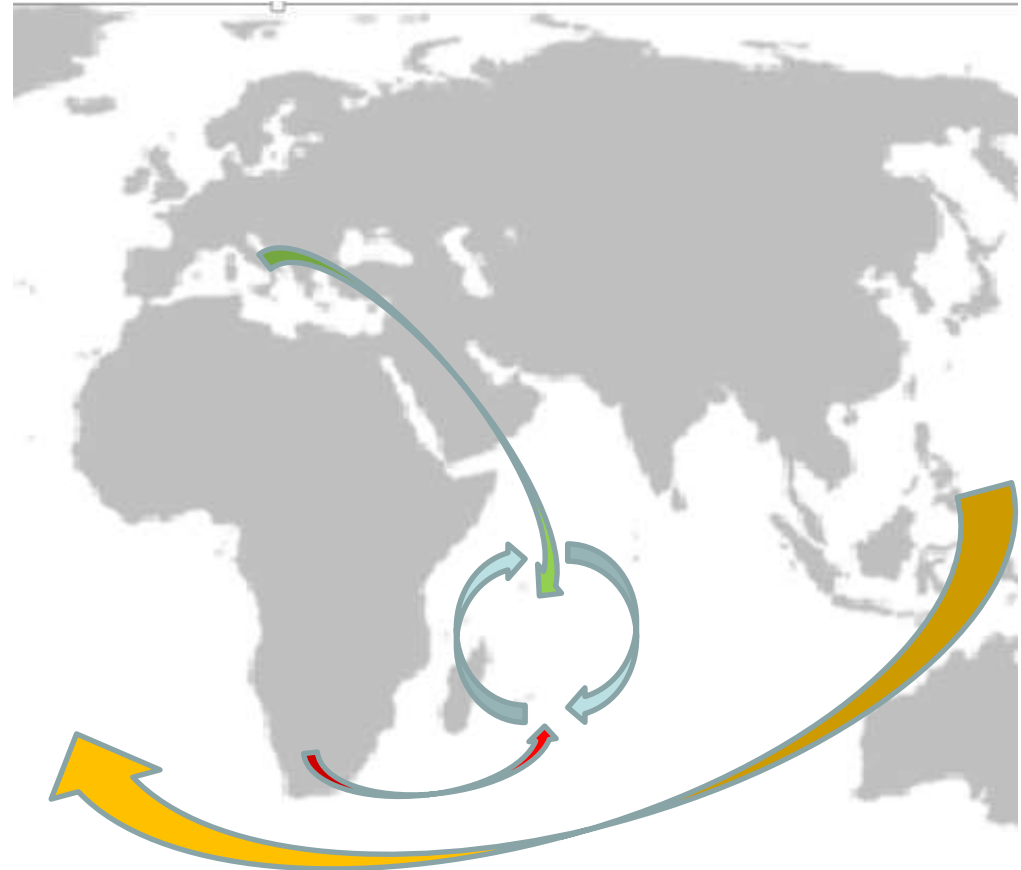
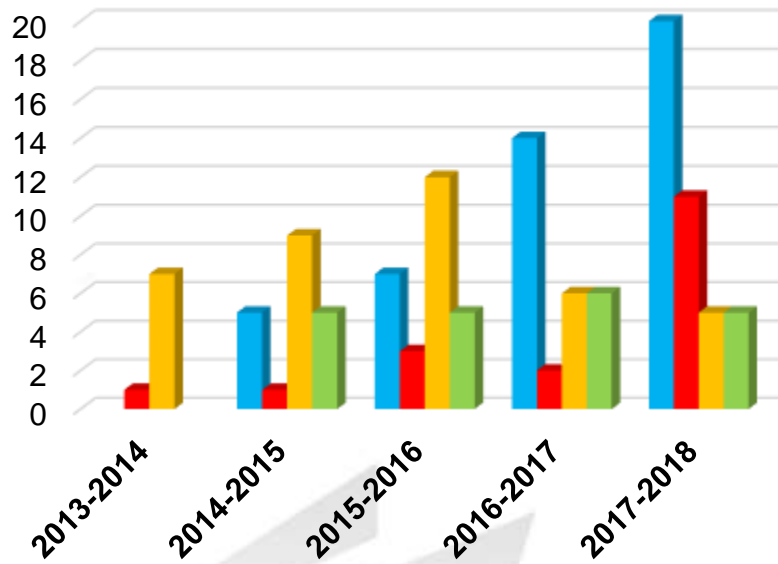
Interest in ocean cruising is projected to remain strong in 2017 – **nearly half** (48 percent) of non-cruisers expressed interest in taking an ocean cruise.

Source: CLIA

« Cruise operators have to renew and diversify their products »

B. A chance for our ports

Nb of calls by type



B. A chance for our economies

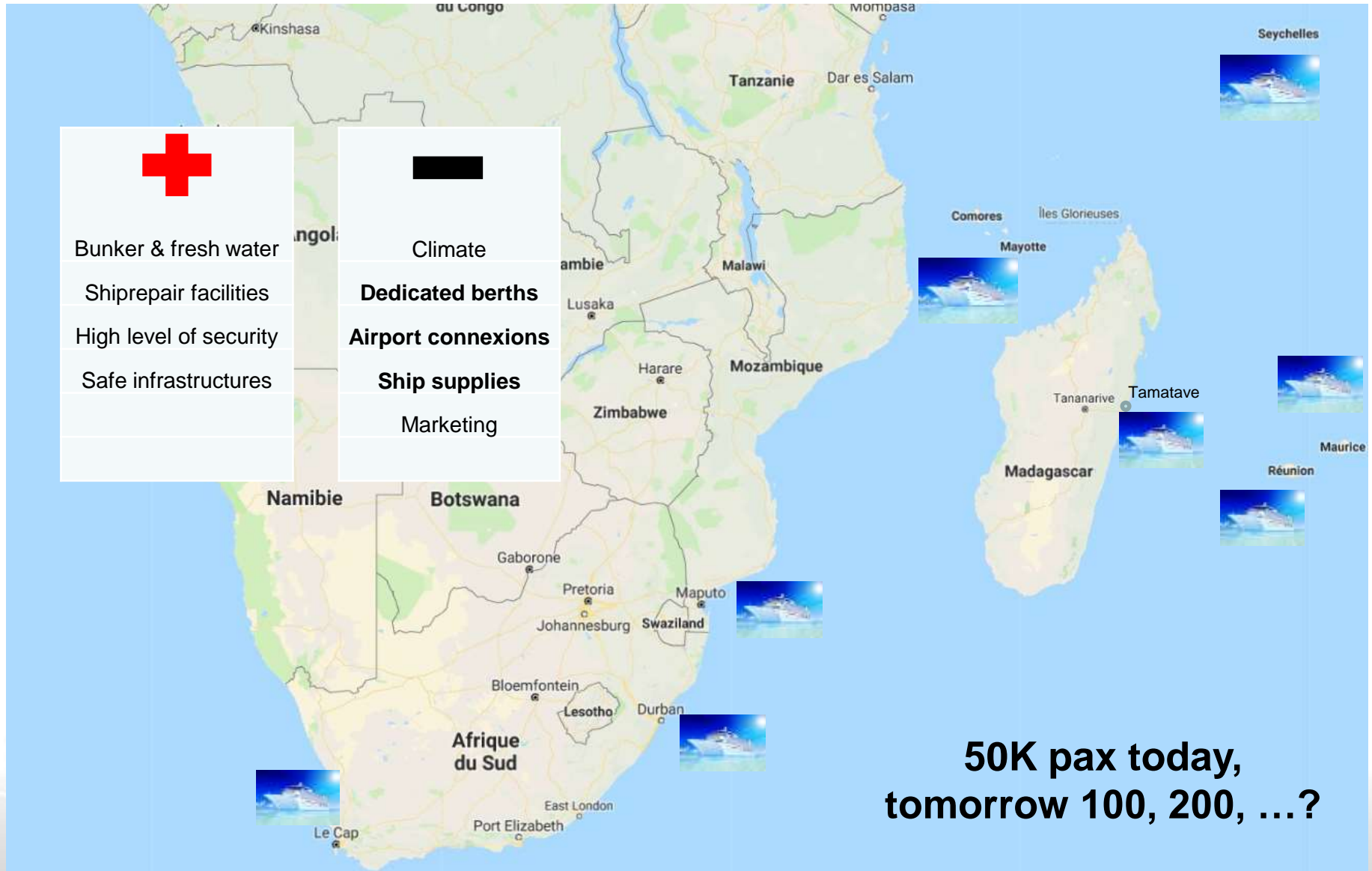


Source: CLIA

For a seven-day voyage a standard 3 000 pax + 1 000 crew cruiseship carries :

- ✓ 11 tons of meet
- ✓ 1,3 tons of seafood
- ✓ 15 000 bottles of beer
- ✓ 3 000 bottles of wine
- ✓ 1 000 bottles of spirits
- ✓ 1 000 t of fresh water /day

A. A new range for cruiseships



Agenda

A. **SWIO**: The rise of a new range of container ports

B. **SWIO**: A future range of ports for cruise ships

C. **Competition vs Cooperation**



THANK YOU FOR YOUR KIND ATTENTION

