



WESTPORTS
PROVEN. TRUSTED. FRIENDLY.



Strategies In Positioning Ports As A Trading Hub For The Region



Container



Conventional



Marine Facilities



Value Added Services

Contents

- **OVERVIEW**
- **WESTPORTS FACILITIES & SERVICES**
- **PKFZ FACILITIES**
- **TERMINAL CAPACITY**
- **WESTPORTS CONTAINER VOLUME**
- **WESTPORTS CONNECTIVITY**
- **HUBBING REQUIREMENT**
- **MARKET SIZE**
- **WESTPORTS**
- **PKFZ**
- **TYPES OF CARGO**

OVERVIEW

- 95% world trade by SEA
- Straits of Malacca busiest trade lane in the world
- Asia–Europe Shipping Trade
- Positioning
- Merge upstream & downstream supply chain activities



WESTPORTS FACILITIES & SERVICES



Warehouses
670,000 sq.ft.



On Dock Depot
58 Acres



CFS
120,000 sq.ft.



2,428
Refer Points



Rail Link
4 Rail Lines



Fumigation Bay
50 x 40''



DG Storage




Inspection Bay
100 x 40'

PKFZ FACILITIES



**1,000
Acres**

**Light Industrial
Units**



**512
units**

Office Suites



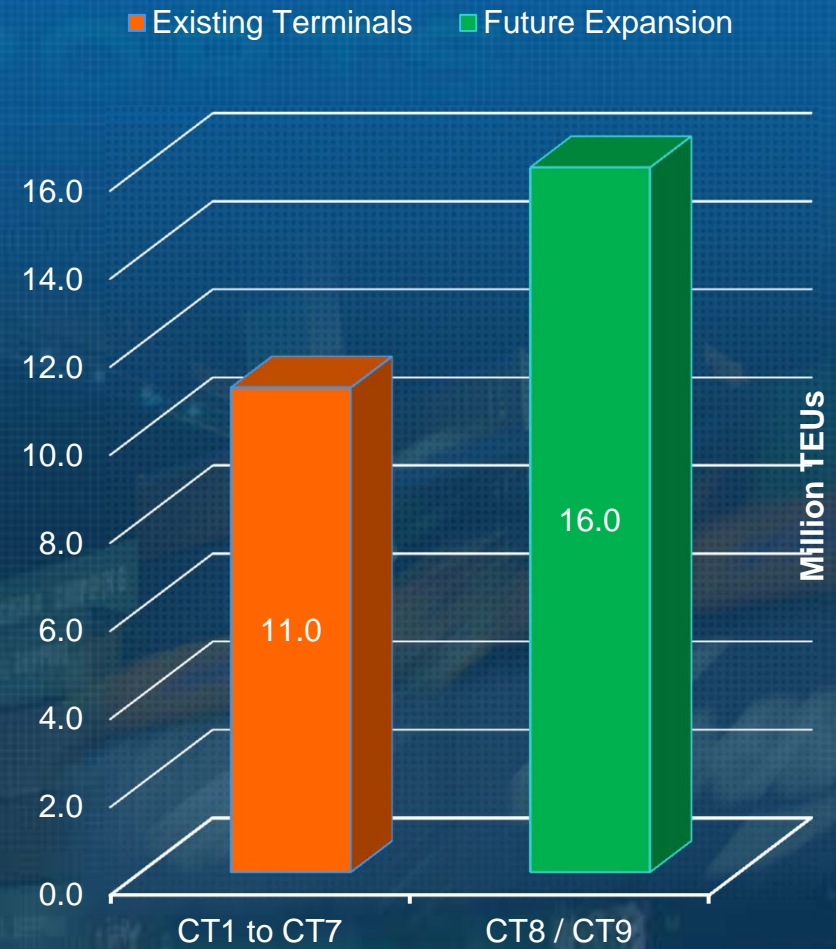
**500,000
Sq.ft**

Industrial Land



**640
acres**

TERMINAL CAPACITY

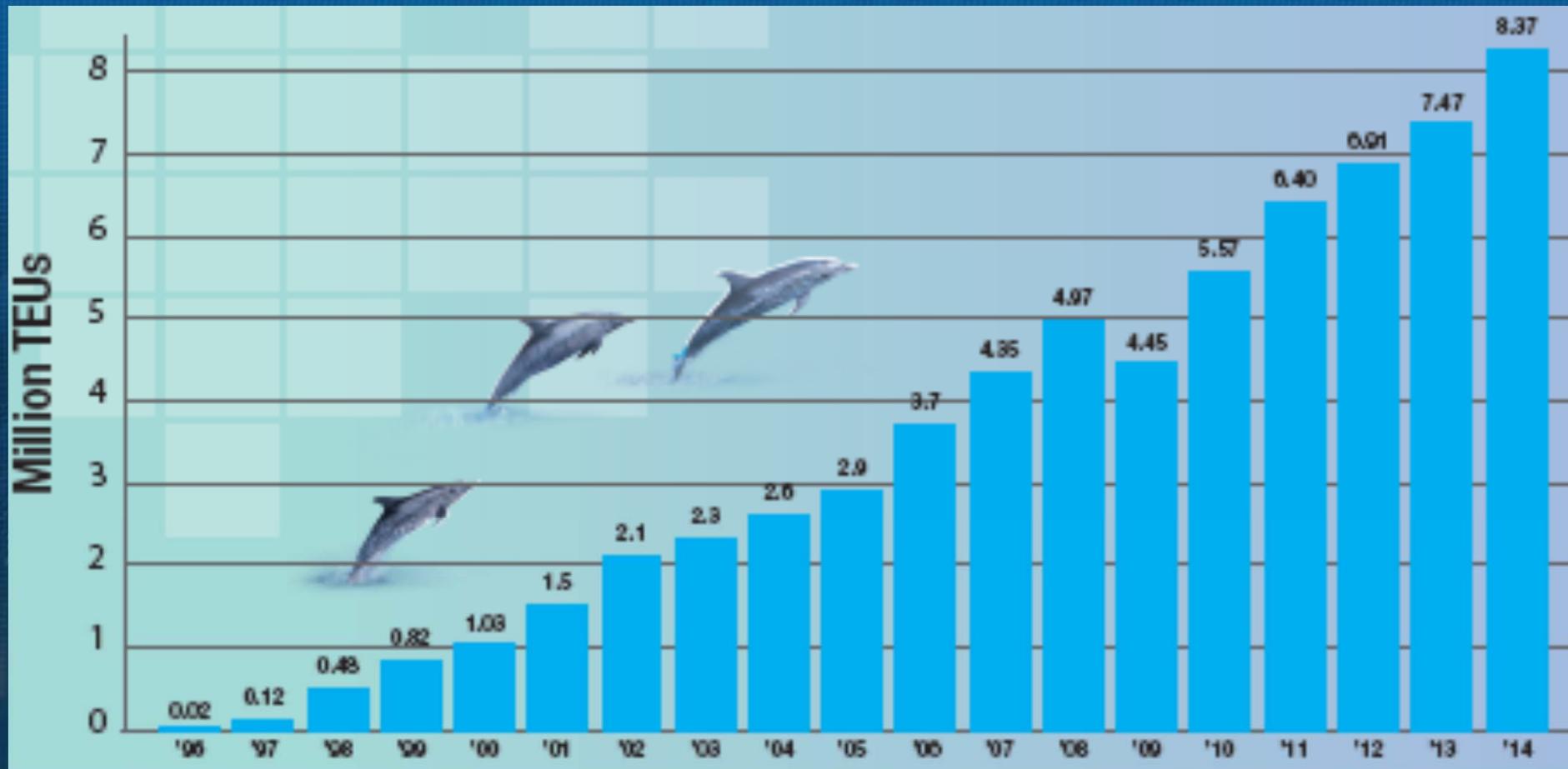


WESTPORTS TERMINAL LAYOUT



WESTPORTS

WESTPORTS CONTAINER VOLUME 1996 – 2014

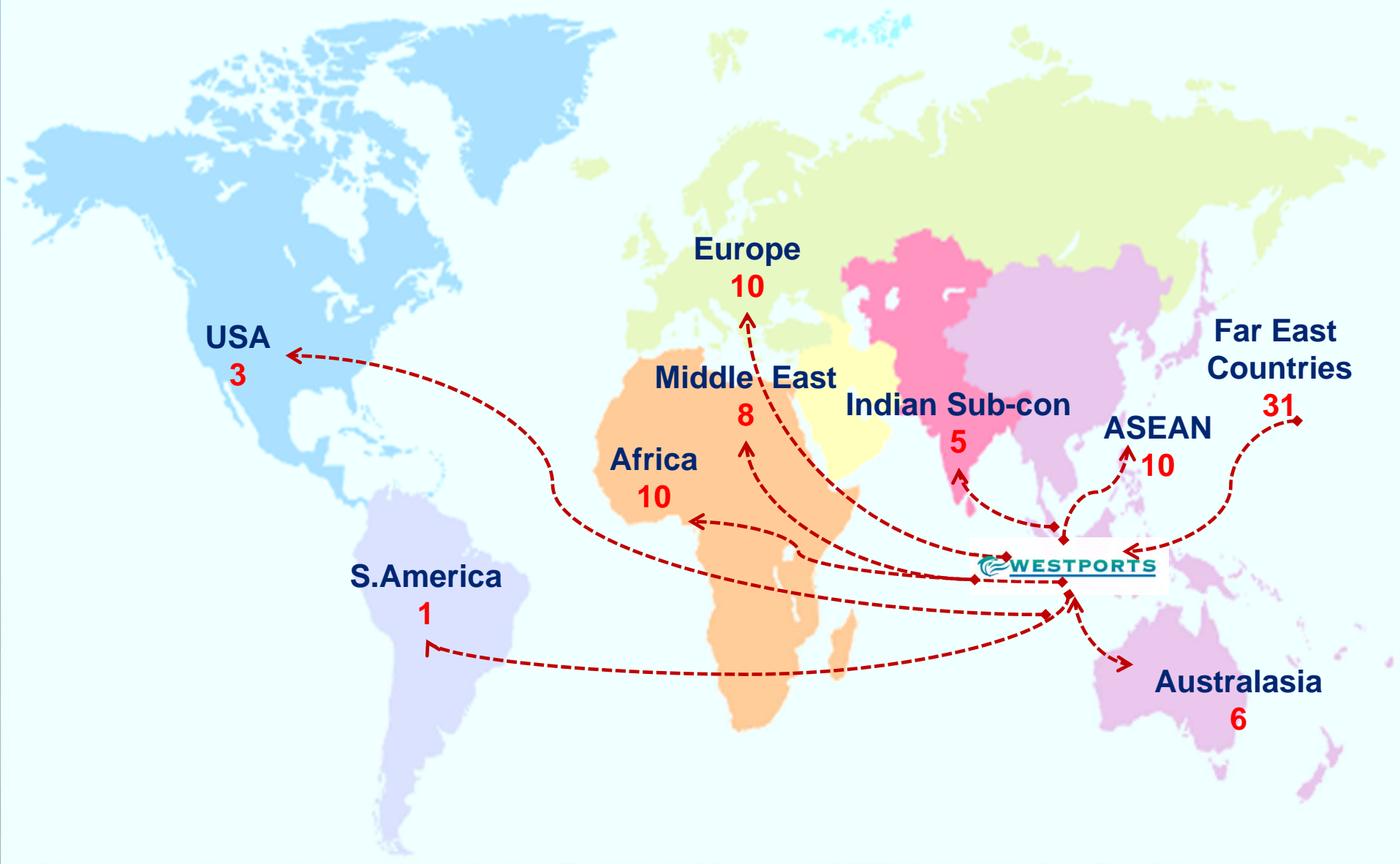


WESTPORTS CONNECTIVITY



- 81 Main Line & 67 Feeder Services
- Excellent Connectivity To More Than 350 Ports globally

LONG-HAUL CONNECTIVITY



FEEDER CONNECTIVITY

DESTINATION CALLS

INDIA

• KOLKATA / Haldia	8
• CHENNAI	4
• KRISHNAPATNAM	1
• VISAKHAPATNAM	2

BANGLADESH

• CHITTAGONG	9
• MONGLA	1

MYANMAR

• YANGOON	11
-----------	----

THAILAND

• BANGKOK	8
• LAEM CHABANG	11

SINGAPORE

3



DESTINATION CALLS

VIETNAM

• HO CHI MINH	7
• HAI PHONG	3
• QUY NHON	1
• DA NANG	1
• CAT LAI	1

CAMBODIA

• SIHANOUKVILLE	2
-----------------	---

BRUNEI

• MUARA	2
---------	---

INDONESIA

• JAKARTA	8
• BELAWAN	5
• BUATAN	1
• PANJANG	1
• PERAWANG	1
• SURABAYA	2
• SEMARANG	1

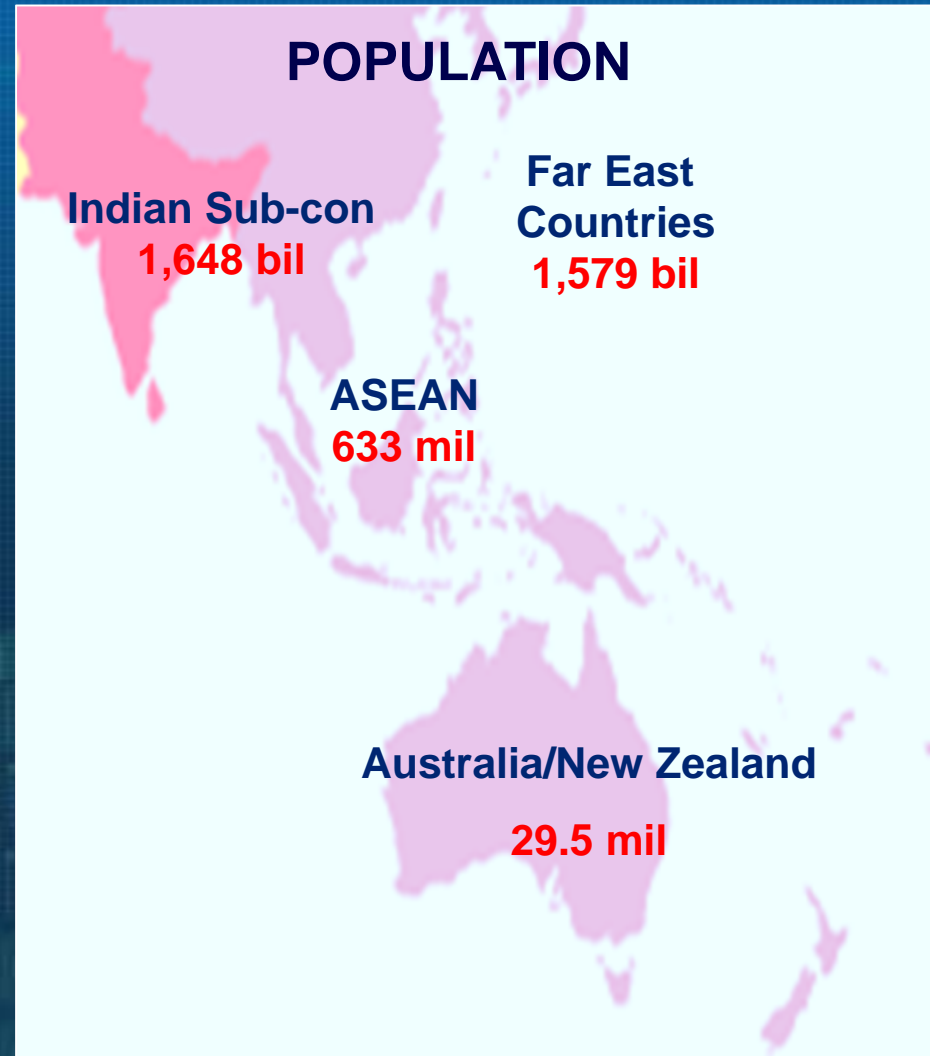
Hubbing Requirements

- Location
- Connectivity/Frequency
- Cost Advantages
- Labour Supply
- Simplified Processes (Documentation/Procedure)




MARKET SIZE

- Population: 3,890 billion; more than 50% world population
- Consist of countries with fastest growing economies in the world
- ASEAN 7th largest economy in the World (GDP USD 2.4 trillion in 2013)
- GDP of China USD 9.3 trillion, Japan USD 4.9 trillion, India USD 1.9 trillion, Australia USD 1.6 trillion, New Zealand USD 186 billion



WESTPORTS

- Connectivity / Frequency
- Strategic Location
- Cost
- Labour Supply
- Readily Available Space (open & closed)
- Mega Port Facilities With Handling Equipment



WESTPORTS

WESTPORTS

- Remote Access / Management of Cargo
- Simplified Processes (Documentation & Procedure)
- Proximity to Huge Market – ASEAN, Indian Sub-Con, Australia / New Zealand & Far East
- Delivery Lead time
- One Stop Clearance Center



WESTPORTS

PORT KLANG FREE ZONE

Incentives

- 100% Foreign Equity
- 100% Repatriation of Capital & Profits
- Regional Distribution Centre (RDC)
- International Procurement Centre (IPC)
- Operational Headquarters
- Malaysian Investment Development Authority (MIDA) Incentives



WESTPORTS

TYPE OF CARGO

- Polymer Resin
- LME (Ingot, Steel, etc)
- Cotton
- Ammonium Nitrate
- Commodities




ExxonMobil

 SUMITOMO CHEMICAL

TASNEE التمنية

سابك
SABIC


Gulf Polymers
Distribution Company FZCO

Aramco Trading



الصحراء
للبتروكيماويات
sahara petrochemicals



“This seamless and integrated business process in Westports will help position Port Klang as a premier Hub for distributions and trading operations in South East Asia”

CWT

WESTPORTS


COGENT

pillogistics

Thank You

Please visit us at

<http://www.westportsmalaysia.com>

<http://www.eterminal.net.my>

WESTPORTS