

Port of Barcelona Black Sea Ports & Shipping 2021



Lluís París
Commercial Manager



Port de Barcelona





CONTENTS

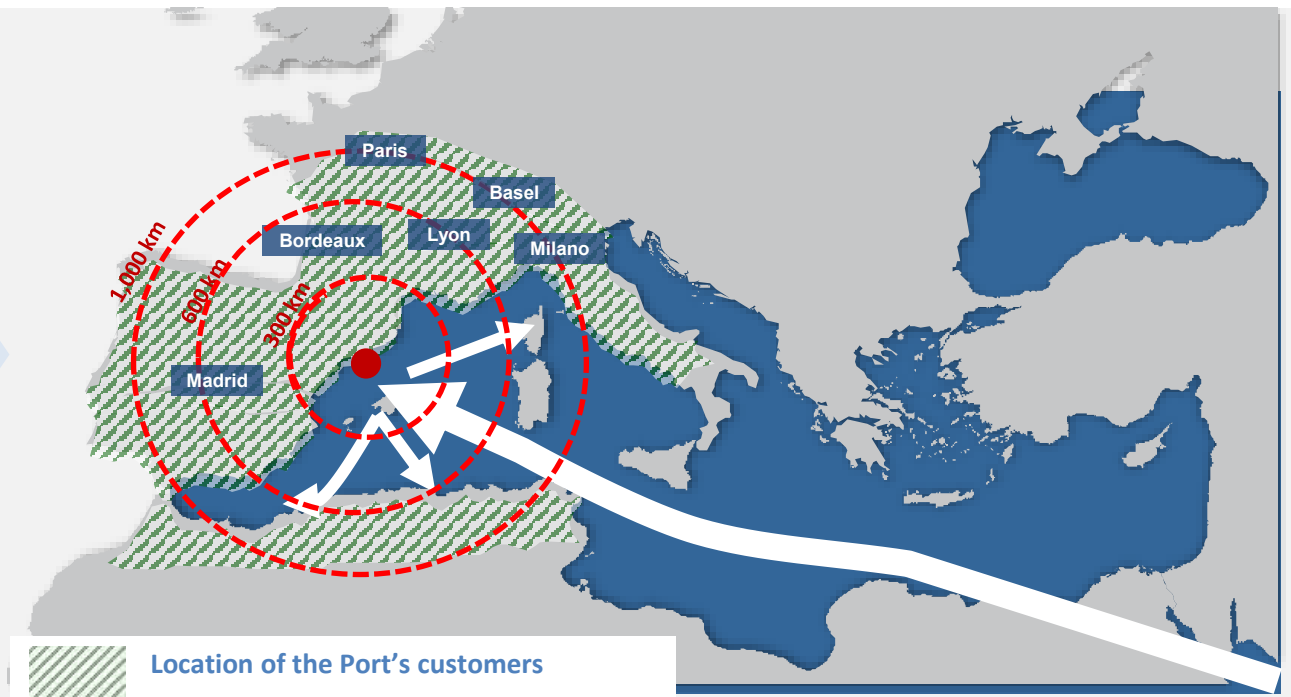
- 1. The Port of Barcelona**
2. Enlargement of the Port and Logistics areas
3. Port network and connectivity
4. A competitive place for business
5. Priority axis



The Port of Barcelona

Strategy: the future of the Port

European & Mediterranean logistics hub in order to serve our clients located in Spain, France, Italy, Portugal and North Africa



Expansion of the Port and Logistics areas

+

Improved connectivity with hinterland and foreland

+

Excellence in the provision of services

Largest part completed

New investments: Hutchison & Carnival, Grimaldi, Salamanca group...

Hinterland strategy

Direct services with Far East with excellent transit time

Port services

3rd most productive port in Europe JOC's Port Productivity Report 2014



The Port of Barcelona

Industry and consumption concentration

Economical relevance (Barcelona hinterland)
6.3% Spanish area and 16% Spanish population, account for:

- 20% of GDP
- 23% of Industry
- 25% of foreign trade
- 35% of exporting companies
- 45% of foreign multinationals

Global clusters

Automotive, chemical, pharmacy, fashion....

Global Companies HQ



MANGO



Deaigual



Logistics center



GEFCO



DECATHLON



Automotive

CONTINENTAL / NISSAN
HONDA / KEEWAY
VOLKSWAGEN



Chemical Products

BASF
SOLVAY
KAO



Fashion and footwear

ZARA
MANGO
DESIGUAL




Agrofood



Electronic products

FUJITSU / HAIER
HUAWEI / IBM
SIEMENS / SUNFOR



E-commerce

EDREAMS
LET'S BONUS
PRIVALIA
PARABEBÉS





The Port of Barcelona. A competitive place for business A unique port due to its specialization in different traffics

	2019	2020	%	Acum. 20*	Acum. 21*	%
Total traffic	65.8 M tons	58.5 M tons	-11%	14.8 M Tons	15.8 M Tons	6,8%
Containers	3.3 M TEU	2.9 M TEU	-11%	725,082 TEU	907,010 TEU	25%
Hinterland	1.93 M TEU	1.79 M TEU	-7%	450,000TEU	500,000 TEU	11%
Transshipment	1.4 M TEU	1.2 M TEU	-16%	275,500 TEU	407,334 TEU	48%
Cars	777,690 Cars	480,337 Cars	-38%	162,670 Cars	138,866 Cars	-15%
Bulk	65.9 M tons	58.5 M tons	-11%	14.8 M Tons	15.8 M Tons	6.8%
Liquid Bulk	16.1 M tons	12.9 M tons	-20%	3.6 M Tons	2.8 M Tons	-22%
Dry Bulk	4.1 M tons	4.0 M tons	-1%	1 M Tons	1 M Tons	0.5%
Ro-Ro	410,546 UTI	347,081 UTI	-15%	93,885 UTI	87,994 UTI	-6.3%
Cruises	3.14 M pax	198,842 pax	-94%	352,551 pax	84,997 pax	-76%

*April data





CONTENTS

1. The Port of Barcelona
- 2. Enlargement of the Port and Logistics areas**
3. Port network and connectivity
4. A competitive place for business
5. Priority axis



Enlargement of the Port and Logistics areas

Specialized terminals for all types of cargo



Port de Barcelona: Solutions for all kind of traffic



Enlargement of the Port and Logistics areas

ZAL



	ZAL BCN	ZAL PRAT	ZAL
Surface (Ha)	65	143	208
Development area (m2)	265,000	580,000	845,000
Warehouses & offices (m2)	250,000	550,000	800,000
Services (m2)	14,000	32,000	46,000
Companies	100	120	220
Workers	5,000	8,000	13,000
Investment (thousand €)	55,000	235,000	290,000

Important logistics international & national operators choose ZAL Barcelona as logistics hub and distribution center for the South of Europe and North of Africa





Enlargement of the Port and Logistics areas

Container terminal I. HUTCHISON PORTS' BEST

HUTCHISON PORTS BEST	
Capacity	2.75 M TEU
Area	79 ha
Berthing line	1,300 m
Draught	16 - 16.5 m
Quay cranes	11
Blocks	27
ASC	54
Shuttle carriers	30
Reach Stacker	6
Reefer plugs	2,750

Railway terminal	
8 Rail tracks (750 m each) Total rail tracks of 21 km (Mixed gauge UIC-Iberian) 2 RMG	

Next phase	
Capacity	3.25 M TEU
Area	100 ha
Berthing line	1,500 ml
Draught	16 – 16.5 m

- Horizontal movements with non-automated Shuttle carrier
- Automated operations with ASC in the stockage area
- Land side operations with remote control





Enlargement of the Port and Logistics areas

Container terminal II. APM Terminals Barcelona

APM TERMINALS BARCELONA	
Capacity	2.3 M TEU
Area	80.4 ha
Berthing line	1,515 ml
Draught	16 m
Quay cranes	13
Reach Staker	2
Fork lift	10
Straddle carrier	54
Reefer plugs	640

Railway terminal
6 Rail tracks (750mts each) (Mixed gauge UIC-Iberian) 2 RMG




1,515 m
 Hasta 16 m
 80,4 ha
 2,3 m TEUs
 ISO 14001, ISO 9001, EMAS, OSHAS, OEA, Efficiency Network

- Online berthing windows booking system, avoiding vessel berthing delays
- Highest crane productivity per hour in the Mediterranean (average 35 moves per crane/hour)
- Automated gates
- Visual container inspection system (OCR), vessel to terminal and terminal to truck EIR, avoiding and reducing cargo and container claims to a minimum
- On dock rail facilities: daily services to Zaragoza, and other destinations



Enlargement of the Port and Logistics areas

Reefer facilities and BIP



- 5,729 m2 in two floors
- 31 loading gates
- 14 refrigerated warehouses (3.119 m2)
- 8 different operatives areas
- Truck parking area

- Beginning of operations: 9th of July 2012
- Investment: 7M Euro
- 31 gates for different kind of goods
- Monday to Friday: 08:00 to 20:00 h



Enlargement of the Port and Logistics areas

State-of-the-art car terminals



AUTOTERMINAL

Area: 755.360 m²
463.653 m² covered
Capacity: 39.771 units

SETRAM

Area: 250.000 m²
150.000 m² covered
Capacity: 13.300 units

+ Public area for cars

Additional capacity of 23 ha
Additional capacity: 11.500 units

Total berthing

- 1.671 meters for 6 vessels
- 4 Ro-ro ramps

Current car capacity around 60.000 cars



CONTENTS

1. The Port of Barcelona
2. Enlargement of the Port and Logistics areas
- 3. Port network and connectivity**
4. A competitive place for business
5. Priority axis



3. Port network and connectivity

Direct container services

Weekly connections with all main world ports

Regular, frequent & direct services

➤ Main maritime routes from Barcelona

(direct container services):

MAIN MARITIME ROUTES	Number of services from / to Barcelona
Europe – Far East	5
Europe – Indian Subcontinent	3
Europe – Middle East	7
Europe – Africa	25
Europe – North America	6
Europe – Central & South America	8
Mediterranean	49

➤ Major shipowners partnerships:

2M: MSC, Maersk (Hamburg Süd)

Ocean Alliance: CMA-CGM (APL), COSCO, Evergreen, OOCL,

THE Alliance:

Hapag-Lloyd (UASC), Yang Ming, ONE (MOL, NYK, K-Line) & HMM

Almost **100** regular shipping lines
Operated by **54** shipowners
connecting Barcelona with **209** ports



Network of maritime services in the Mediterranean

Short Sea Shipping & Ro-Ro & Multipurpose services

● N° OF SSS WEEKLY SERVICES ● N° OF RO-RO & MULTIPURPOSE SERVICES



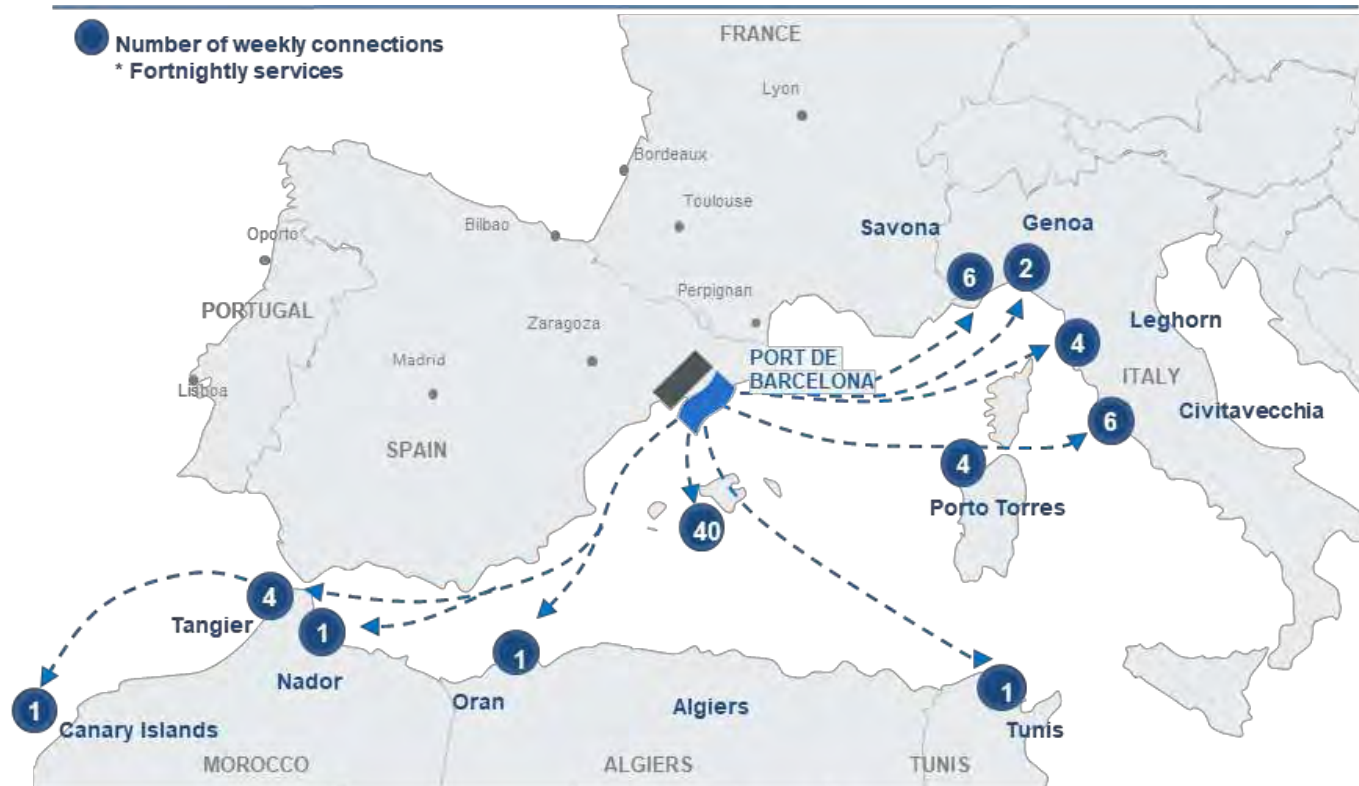
You can check updated services at:

<http://www.portdebarcelona.cat/es/web/Port-dels-Negocis/lineas-regulares>



3. Port network and connectivity

Short Sea Shipping services



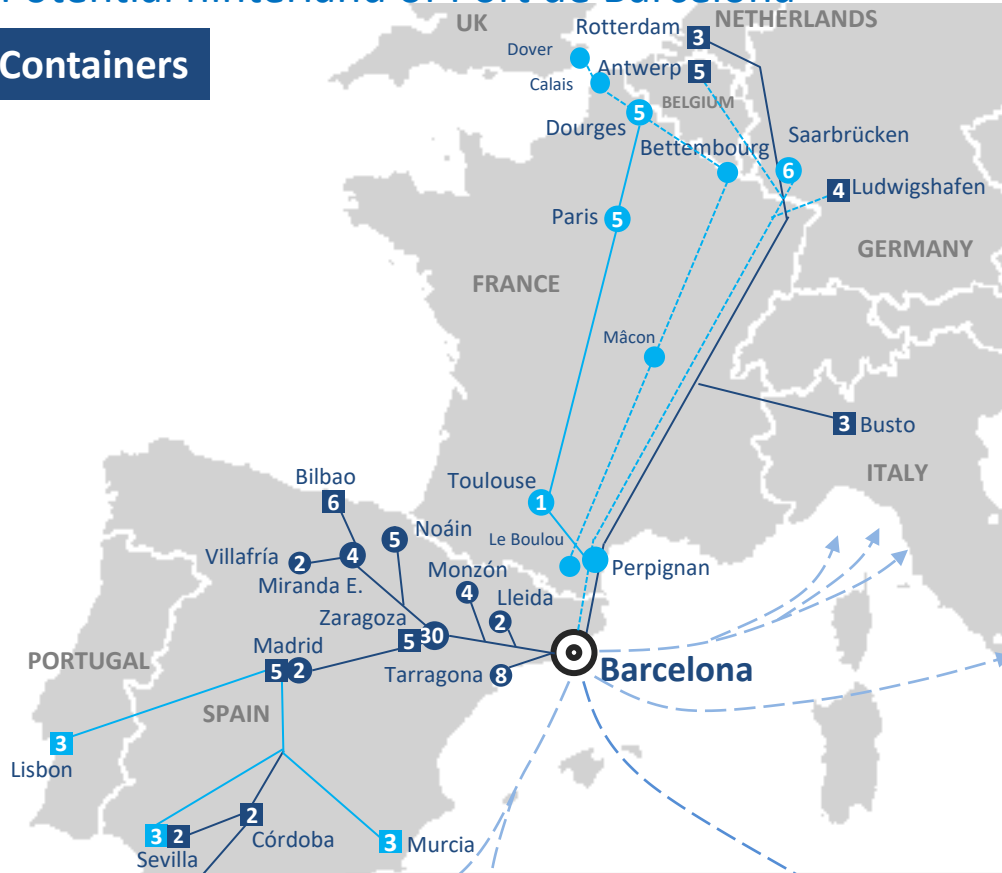
Transit times	GRIMALDI LINES		GNV GRANDI NAVI VELOCI		ALGERIE - FERRIES		CTN		BALEARIA GNV GRANDI NAVI VELOCI	
Rome	20h	Savona 18h	Genoa 19h	Oran 17h	Tunis 30h	Tangier 35h	Balearic Islands 8h			
Porto Torres	12h	Tangier 26h	Nador 25h	Algiers 16h		Las Palmas y Tenerife 3 days				
Leghorn	24h		Tangier 26h							



3. Port network and connectivity

Potential hinterland of Port de Barcelona

Containers



Nº of weekly rail services

Direct connections

● O/D port terminals: APM and BEST

■ O/D continental port terminals: Morrot and Can Tunis

Indirect connections

● Via Perpignan / Le Boulou

■ Via Madrid

Rail motorways: semitrailers & containers -----

HINTERLAND	RAIL LOGISTICS OPERATORS	WEEKLY FREQUENCY
From port terminals APM and BEST		
Lleida Pla Vilanoveta	APMT	2
Madrid Azuqueca	APMT (1 via TMZ)	2
Miranda de Ebro (Burgos)	Synergy	4
Monzón (Huesca)	APMT Railway (1 via TMZ) MSC - reefer	2 2
Noáin (Pamplona)	Synergy	5
Tarragona	TP NOVA	8
Villafría (Burgos)	APMT Railway (via TMZ) 1 mixed dry cargo + reefer	2
Zaragoza TMZ	APMT Railway (1 daily reefer)	25
Zaragoza PLAZA (Noatum rail terminal and LTA)	SICSA	5
● Via Perpignan / Le Boulou Services offered by TP Nova (France), VIIA (Bettembourg), DB Cargo (Saarbrücken), and other rail logistics operators		
From continental port terminal of Morrot		
Antwerp (Belgium)	HUPAC Rail motorway	5
Busto (Italy)	HUPAC	3
Ludwigshafen (Germany)	KOMBIVERKHER Rail motorway	4
Rotterdam (Netherlands)	SHUTTLEWISE	3
Córdoba, Sevilla, San Roque	MULTIRAIL	2
Bilbao	CONTINENTAL / SICSA	6
Zaragoza PLAZA and Madrid Abroñigal	RENFE	5
■ Via Madrid Abroñigal to Murcia, Sevilla and Lisbon	RENFE	5

Updated: April 2021

You can check updated services at:
www.portdebarcelona.cat/ssff



CONTENTS

1. The Port of Barcelona
2. Enlargement of the Port and Logistics areas
3. Port network and connectivity
4. **A competitive place for business**
5. Priority axis



1. The Port of Barcelona

Market. Main products Turkey – Barcelona (2020)



AUTOMOTIVE

Vehicles:

4.719 import

21.296 export

Car parts:

582 TEUs export

2.760 TEUs import



FASHION / TEXTILE

5.015 TEUs import

326 TEUs export



CHEMICALS

36.483 tones import

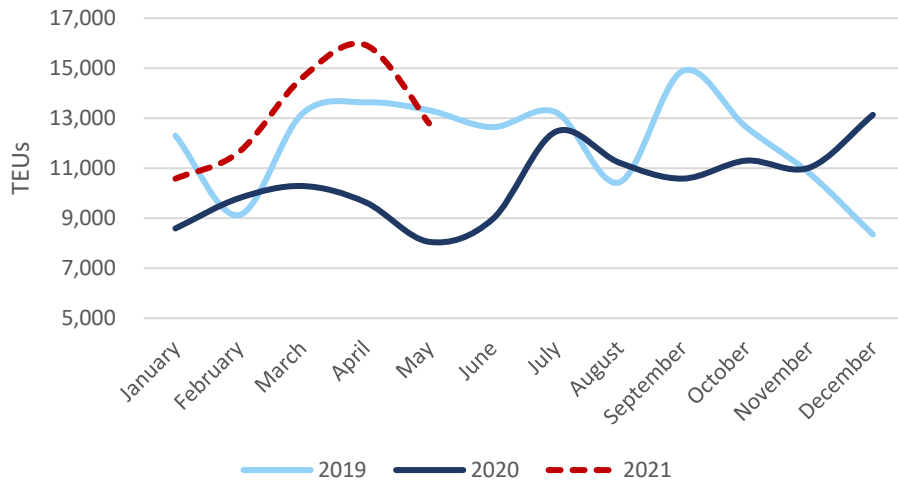
14.301 tones export



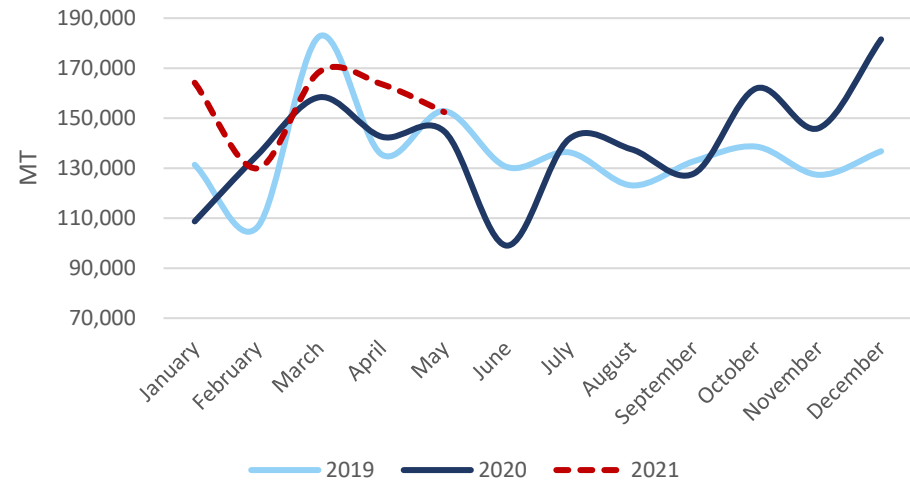
4. A competitive place for business

Traffic volumes Port of Barcelona - Turkey

Container Traffic PofB-Turkey



Traffic in Tonnes PofB-Turkey



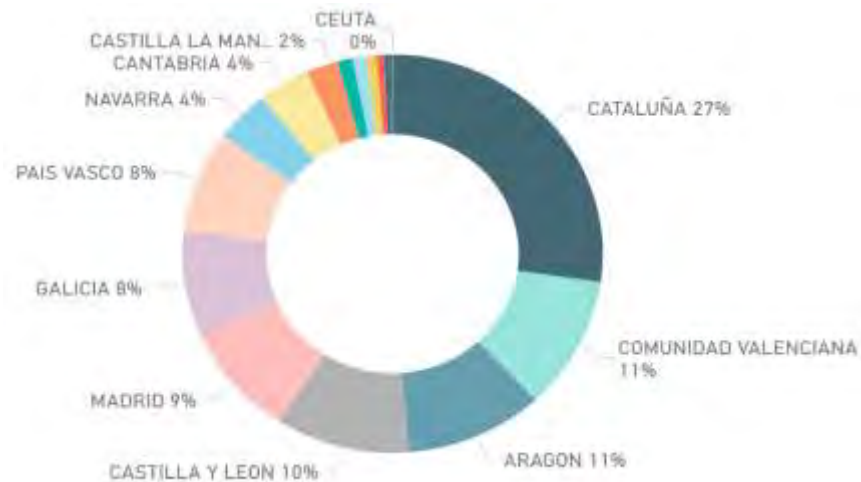
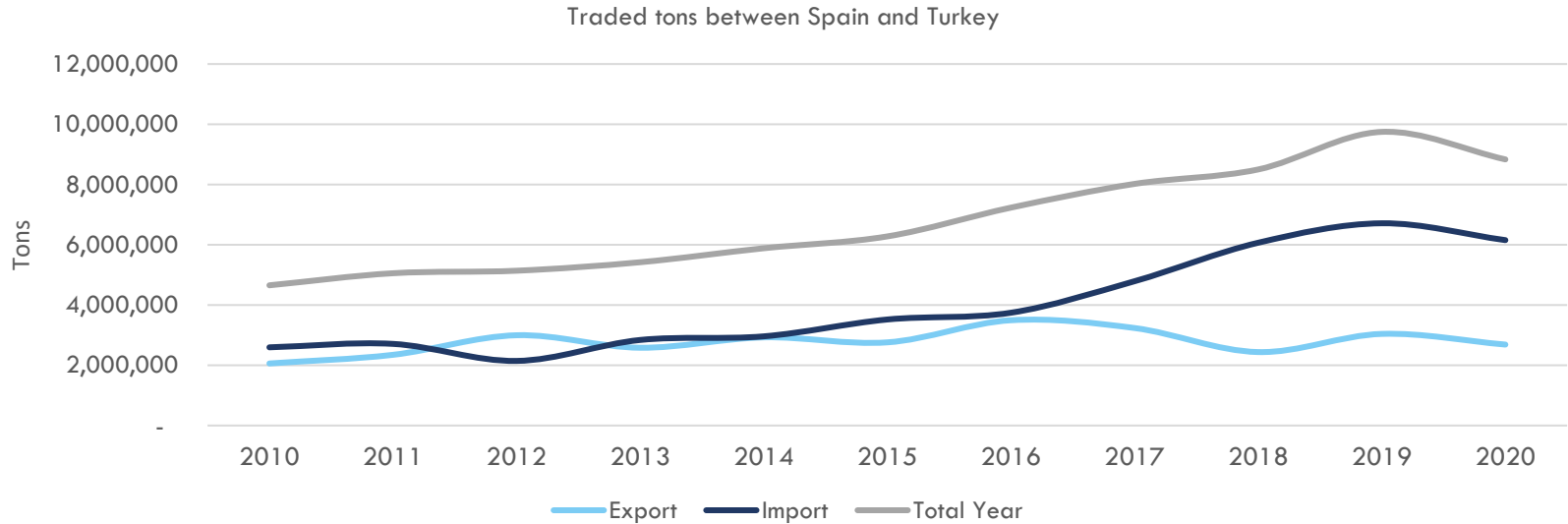
	2019		2020		2021 (May)	
	TEUS	Tones	TEUS	Tones	TEUS	Tones
Load	40.705	440.777	45.780	461.125	20.964	204.281
Discharge	35.960	522.646	35.706	664.258	18.384	303.898
Transshipment	67.808	669.529	43.595	559.703	29.728	319.566
Total	144.473	1.632.952	125.080	1.685.086	69.076	827.745

Jan – May traffic	TEUS	YoY increase %
2018	130.742	+24%
2019	152.856	+17%
2020	144.714	-5%
2021	152.429	+5%



4. A competitive place for business

Traffic volumes: Spain – Turkey 2009 – 2019



Catalonia is the community that trades the most tones with Turkey, Accounting to the 27% of the total traded tones



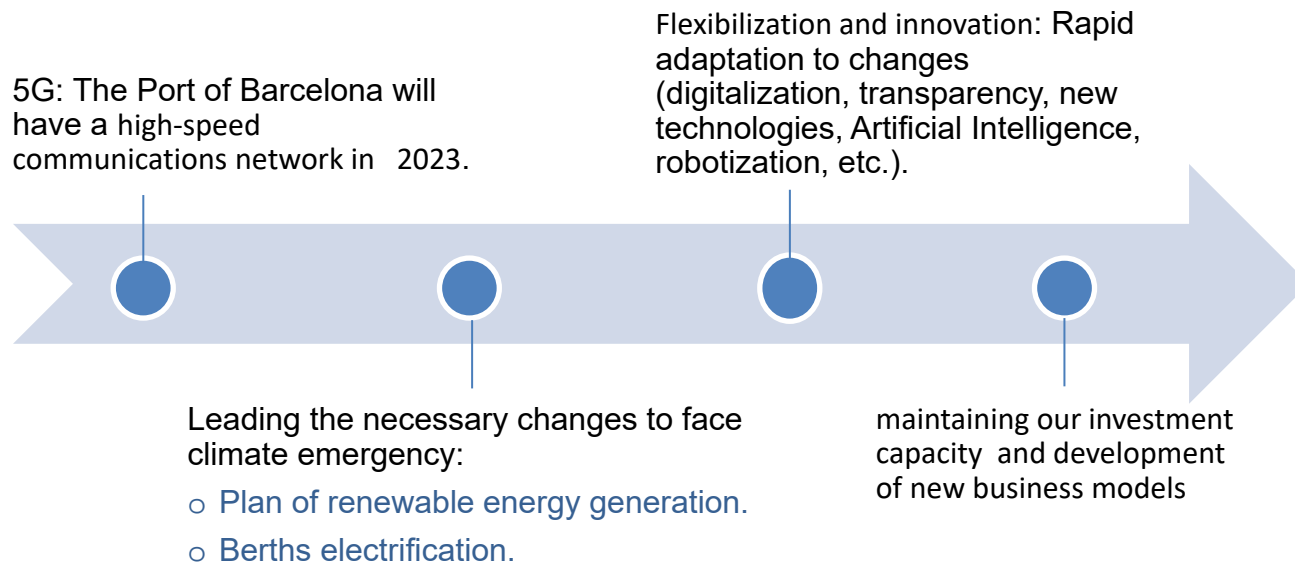
CONTENTS

1. The Port of Barcelona
2. Enlargement of the Port and Logistics areas
3. Port network and connectivity
4. A competitive place for business
5. **Priority axis**



Priority axis

Proposals for the future. 2021-2025





Priority axis

Innovation and digital transformation

Smart Logistics



Trough technology and automation:

- makes the entire logistics chain more efficient, reliable, predictive and productive
- record and share information in real time with customers
- integrates physical and technological infrastructures.

Smart Mobility



- Local and international multimodal accessibility.
- All modes of transport
- Infrastructures and ICT
- Traffic management

...are efficient, integrated, sustainable, innovative and safe

Smart Environment



- Protects and is respectful with its surroundings
- Promotes measures to reduce pollution
- Makes efficient management of natural and energy resources
- It is sustainable from an energy point of view

Smart Economy



It is the economic engine of its area of influence and generator of public value

- Creates wealth
- Dynamize the labor market
- It facilitates the internationalization and competitiveness of its environment.
- Drives innovation and entrepreneurship

Smart People



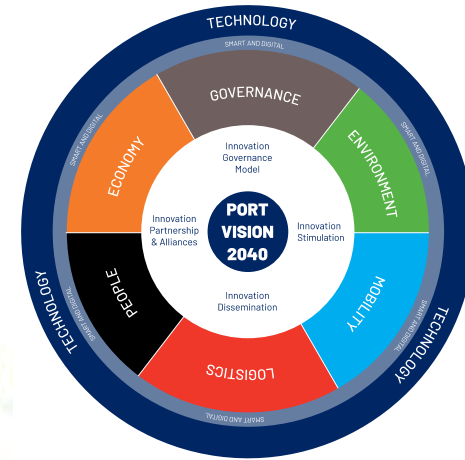
There is a good port-city integration that enhances ...

- the diversity
- learning, creativity and participation of people
- culture
- social cohesion
- the tourist attraction of its surroundings

Smart Governance



- Makes an efficient management of public resources
- It's transparent
- Encourages participation
- Guarantees physical and legal security for the benefit of the citizen and the economy ..





Priority axis
Sustainability

Port Community Goal

Create Value

Economic
value

Social Value

Environmental
Value

Active contribution to **13** of the **17** United Nations Sustainable Development Goals (SDG).





Priority axis

Environmental Sustainability

Actions to improve the air quality: Port actions to reduce ship emissions

Reduction of ship emissions

LNG promotion as an alternative fuel

Cold ironing shore-to-ship

New environmental rebates scheme



Port de Barcelona