



Port de Barcelona

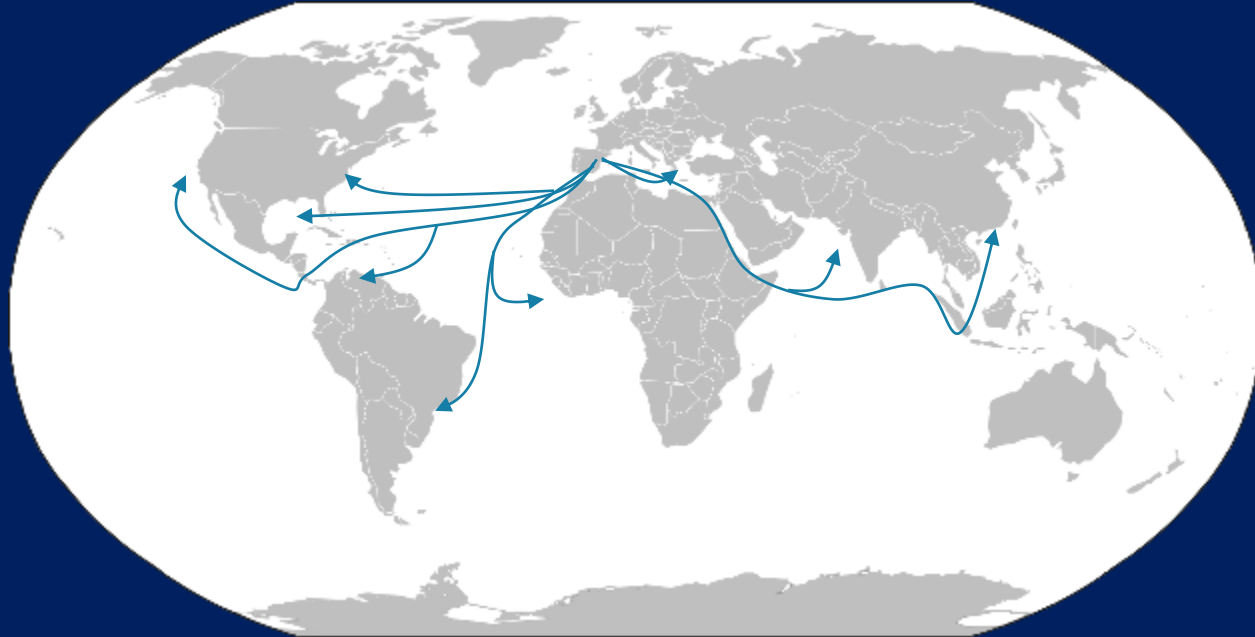
Port of Barcelona: International Benchmark in Sustainable Development through innovation

ASEAN Ports and Shipping 2023
Bangkok, Thailand 1st November
Mrs. Luz Pérez – Port de Barcelona
Representative in ASEAN Countries

An aerial night view of Barcelona, Spain, showing the city's skyline, the harbor, and the illuminated buildings. The image is partially obscured by a white gradient on the left side where the text is located.

Why Barcelona?

Port de Barcelona



Directly Connected with 120 Ports Worldwide



Located in the midst of the Mediterranean



Competitive Transit Times

Area of economic value



- 20% GDP
- 23% Industry
- 25% Foreign Trade
- 35% Export Companies
- 45% Foreign Multinationals



All-in-one logistics hub in Southern Europe



Home to the most relevant clusters

Barcelona, your best gate for South Europe



< 600 km
In less than
10 hours



< 1200 km
In less than
30 hours

Why Barcelona?

International Hub:
Port, Airport, Railway, Free Zones, Logistic Area, Warehouses, Depots in just 5km²



Best Transit Times 2023:
5 days to East Mediterranean
14 days to North America
16 days to South America
24 days to China



Market of 400 Million consumers in
<48hr.



Best option for Far East / Middle East from/ to Europe

Save between 15-20% on
your carbon footprint



Save between 10-15%
in distribution costs

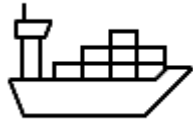


An aerial photograph of the Port of Barcelona, Spain. The foreground is dominated by a vast area filled with stacks of colorful intermodal containers in various colors like red, blue, and yellow. Several large yellow gantry cranes are positioned along the quay, extending over the water. In the middle ground, several large white cruise ships are docked at the pier. The background shows the blue sea, a prominent modern building with a curved facade, and a cityscape in the distance under a clear sky.

Port de Barcelona

Mission, Strategy & Facilities

2022 Achievements



Record 21-22
3.5 m TEU



#1 Port in Spain
Value of Goods



#1 Cruise Port Europe
#4 Cruise Port Worldwide



#1 Balanced Import / Export



Port de Barcelona



Diversified Port

Commercial & City Port



Containers



Dry Bulk



Short Sea Shipping



Leisure Facilities



Vehicles



Liquid Bulk



Cruises



500 m



Port de Barcelona

Imatge Satèl·lit de 05 de novembre del 2011



Awarded as the
'Best Container
Terminal in Europe'
in 2021

HUTCHISON PORTS BEST	
Capacity	2.25 m TEU
Area	79 ha
Berthing line	1,500 m
Draught	16.5 m
Quay cranes	13
Blocks	27
ASC	54
Shuttle carriers	34
Reach Stackers	8
Reefer plugs	2,750 (+1,450)

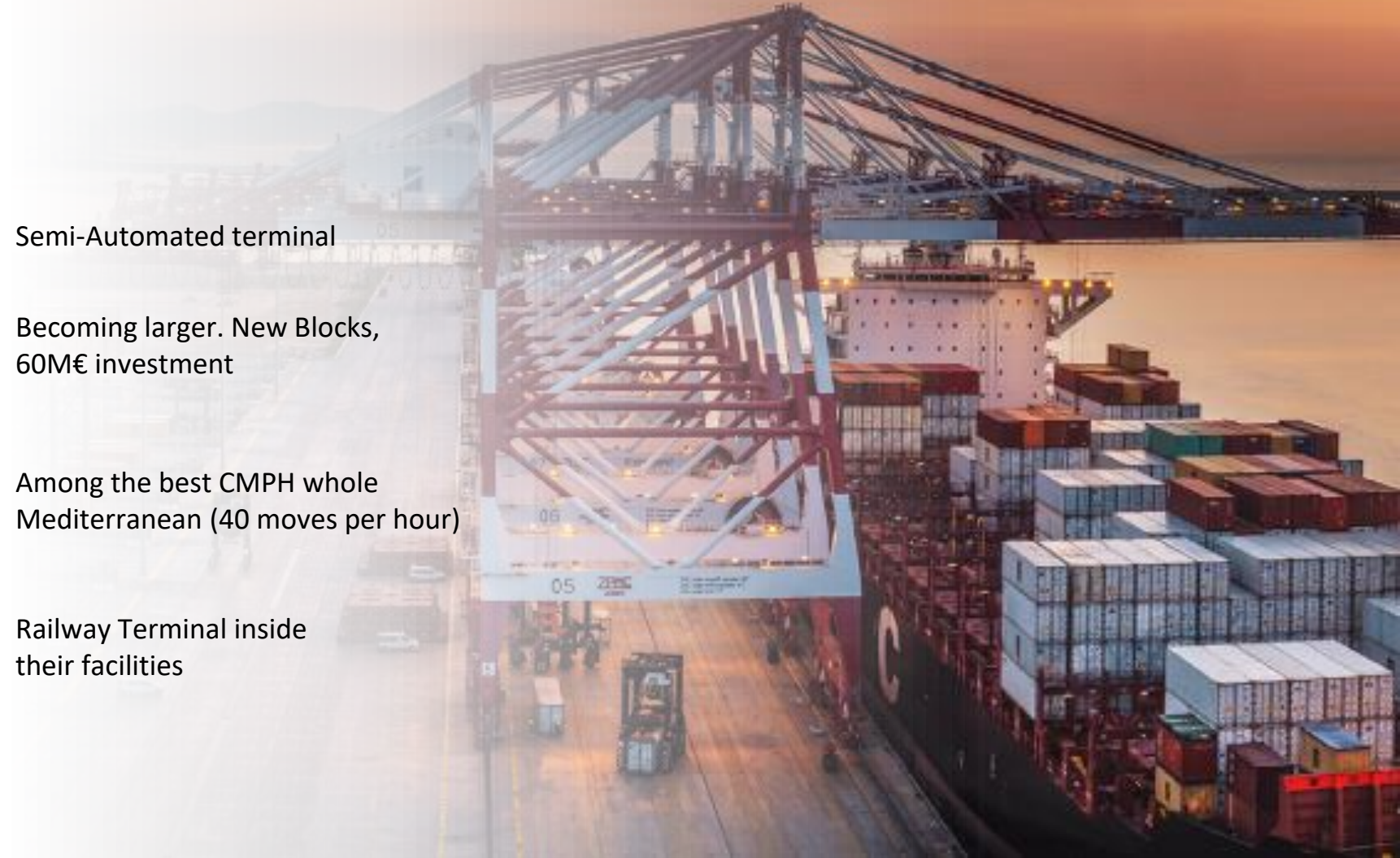


Semi-Automated terminal

Becoming larger. New Blocks,
60M€ investment

Among the best CMPH whole
Mediterranean (40 moves per hour)

Railway Terminal inside
their facilities



Lifting Global Trade.

APM TERMINALS

APM TERMINALS BARCELONA	
Capacity	1.6 m TEU
Area	80.4 ha
Berthing line	1,515 m
Draught	16 m
Quay cranes	13
Blocks	30
Fork Lifts	10
Vancarriers	74
Reach Stackers	2
Reefer plugs	975



Automated gates

3 New Cranes Q1 2024
104M€ investment till 2028

Customer Oriented,
Tailored Solutions

Railway Terminal inside
their facilities





ZAL Port (BCN + Prat + Ciutat)

- Extension: 239 Ha
- Gross Leasable Area: 921,000 m²
- Home to +120 companies, +6,000 employees
- Customers: Retailers, Freight Forwarders, Carriers, NVOCC's
- Facilities adapted to newest technological needs
- Service Center with offices, meeting and formation rooms, auditorium, events zone, leisure and service facilities

#1 Logistic Hub in Spain

Connected with 3 railway cargo platforms



Customer Care Service

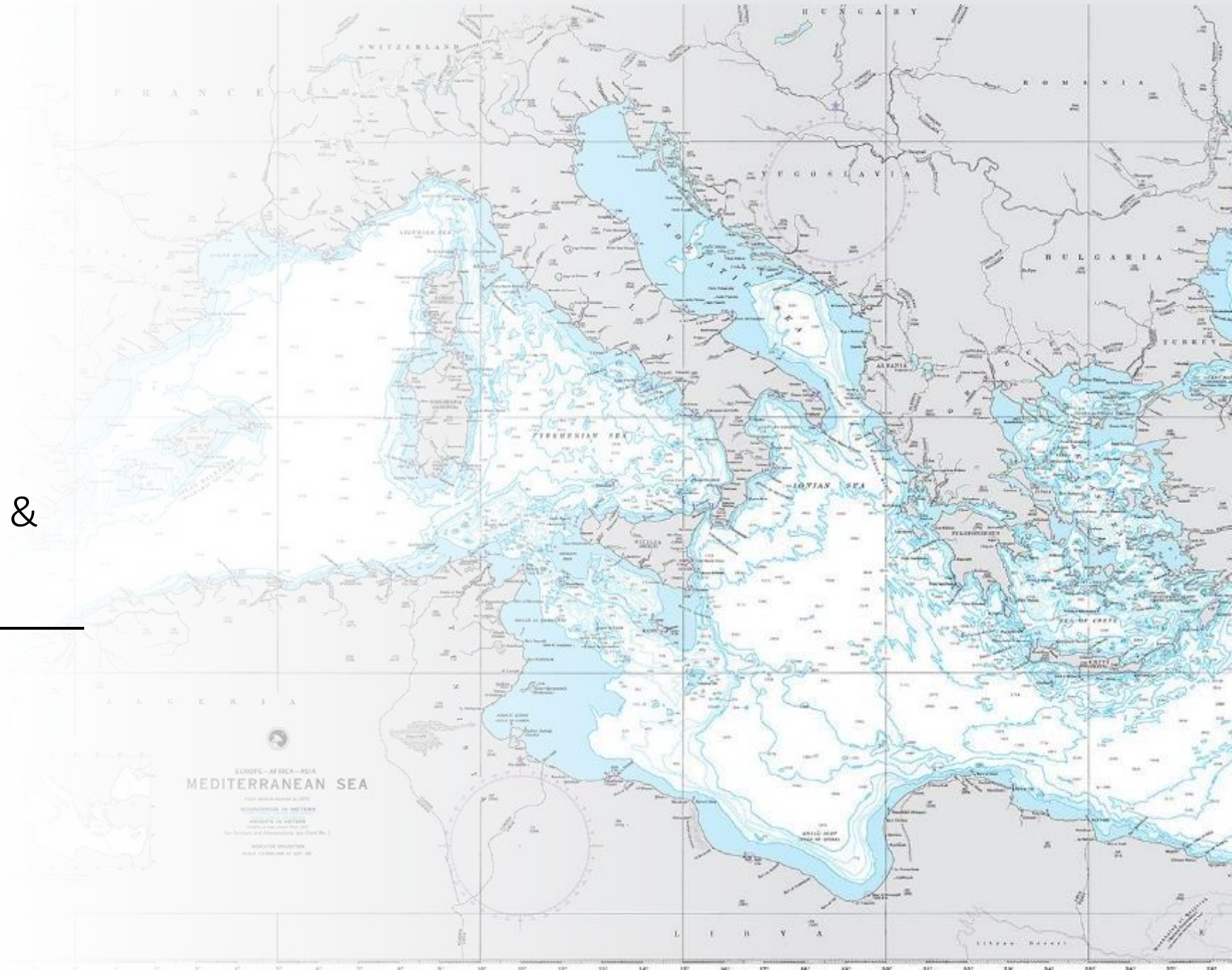


Security and surveillance 24/7



Port de Barcelona

Connectivity, Port Network &
Inland Facilities





Major Shipowners Partnerships

Almost 100 regular Shipping Lines, Operated by 45 Shipowners connecting Barcelona with 120 Ports

Ocean Alliance: CMA CGM, Cosco, Evergreen, OOCL

The Alliance: Hapag Lloyd, Yang Ming, ONE, HMM

2M: MSC, Maersk

MAIN MARITIME ROUTES	Number of services from / to Barcelona
Europe – Far East	6
Europe – Indian Subcontinent	3
Europe – Middle East	5
Europe – Africa	28
Europe – North America	7
Europe – Central & South America	5
Mediterranean	41



You can check updated services at:

<http://www.portdebarcelona.cat/es/web/Port-dels-Negocis/lineas-regulares>



Direct Container Services – Main Maritime Routes



Connections with Asia



Connections with Africa



Connections with North America





Connections with Mexico Gulf – Central America



Connections with South America



Intermodal Rail Services

synergy.

Limito Global Trade
APM
TERMINALS

SICSA
RAIL TRANSPORT

TPNOVA

MEDWAY
Logistics & Transport

HUPAC

renfe
Mercancías

VIAA

CargoBeamer^x

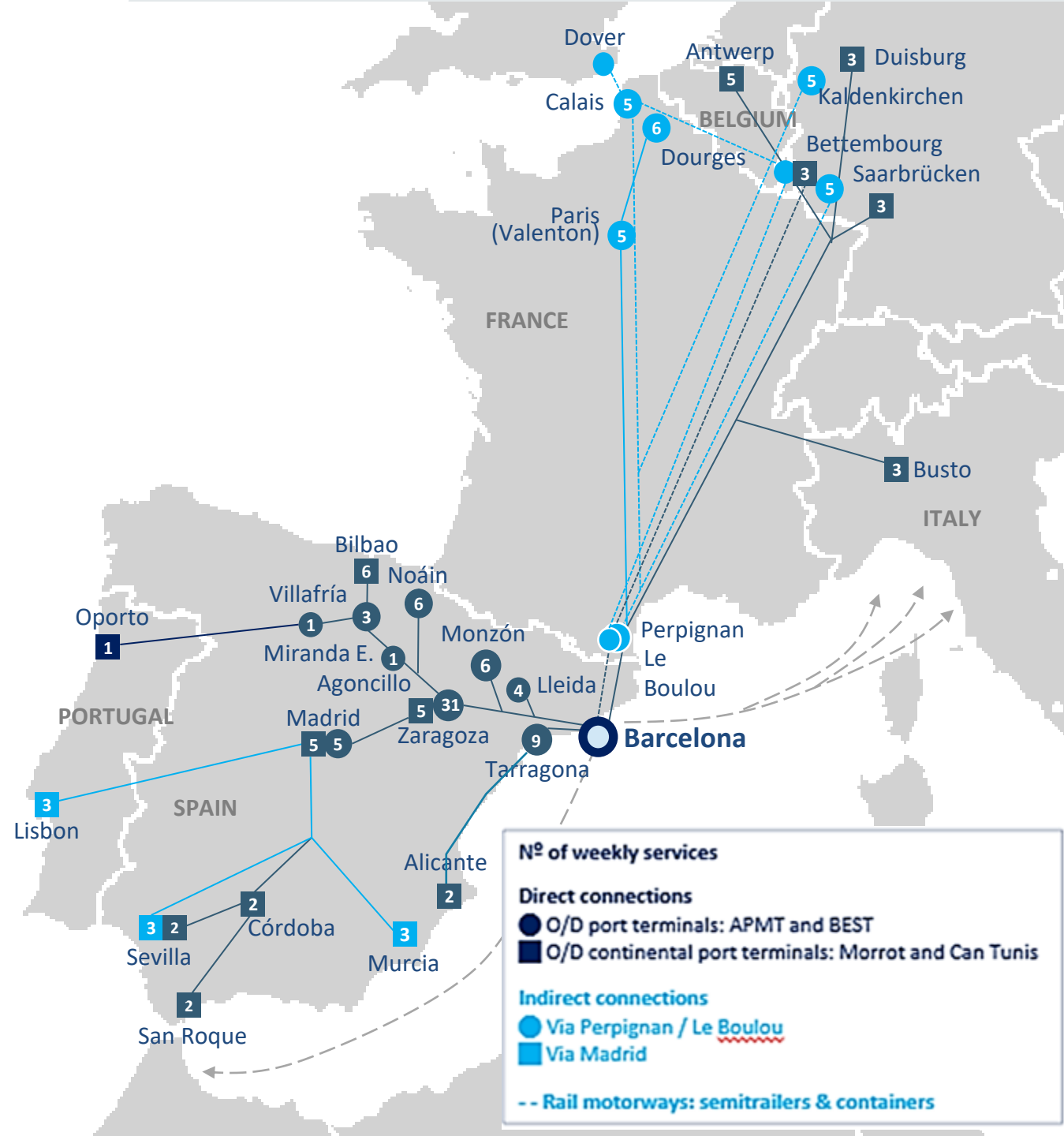
NOVATRANS

kombi
verkehr

Multirail

DB
Cargo

From / to port terminals:	TO / FROM	RAIL LOGISTICS OPERATOR	WEEKLY AVERAGE SERVICES
APMT and BEST	Lleida, Pla Vilanoveta	APMT Railway	3
	Madrid, PSA Azuqueca	APMT Railway (Direct and via TMZ)	2
	Miranda de Ebro (Burgos)	Synergy	3
	Monzón TIM + AgroTIM (Huesca)	APMT Railway: Dry + (Reefer NEW) MSC Dry + Reefer	6
	Noáin TIN (Pamplona)	Synergy	5
	Tarragona	TP NOVA	9
	Villafria (Burgos)	Synergy NEW	1
	Zaragoza TMZ	APMT Railway: Dry+Reefer	25
	Zaragoza PLAZA (Noatum rail terminal and LTA)	SICSA / APMT Railway	6
	port terminals: MORROT and CAN TUNIS	Antwerp (Belgium)	HUPAC Containers & semitrailers
Busto (Italy)		HUPAC	3
Ludwigshafen (Germany)		KOMBIVERKHER	3
Oporto (Portugal)		MEDWAY (via Zaragoza PLAZA) NEW	1
Alicante		Synergy NEW	2
Córdoba, Sevilla, San Roque		MULTIRAIL	2
Bilbao		CONTINENTAL / SICSA	6
Zaragoza PLAZA and Madrid Abroñigal		RENFE	5
Via Perpignan / Le Boulou		Services offered by VIAA (Bettembourg and Calais), DB CARGO (Saarbrücken), CARGOBEAMER (Calais NEW), NOVATRANS (Paris-Valenton and Dourges) and other rail logistics operators.	
Via Madrid Abroñigal		To Murcia, Sevilla and Lisbon. Operated by Renfe: 5 weekly services	



Port de Barcelona

Customer Service & Value-
Added Services



Customer Care Service (SAC)

Link between the market and the Port

E-mailing for Querys and Complaints

Latest relevant informations regarding news and incidences affecting the Port

Useful apps for Port Community Users

Frequently Asked Questions



Port de Barcelona
Servei d'atenció al client

You can check SAC Landing Page at:

<https://sac.portdebarcelona.cat/en/>



The screenshot shows the landing page for the Customer Care Service (SAC) of the Port de Barcelona. The page features a dark blue header with the Port de Barcelona logo and the text 'Servei d'atenció al client'. A navigation menu includes 'EN', 'ES', 'FR', and a 'Query or complaint' button. The main heading is 'Customer Care Service', followed by the subtitle 'Information and management of queries and complaints regarding the passage of cargo through the Port of Barcelona'. Below this, there is a featured article titled 'Update of maritime connectivity between the Port of Barcelona and the Far East and East Coast of the United States'. To the right of the article, there are two buttons: 'Updates' and 'There are no articles available', and a 'SAC Telegram - follow our updates' button with a Telegram icon.



Port de Barcelona Applications

Container Tracking Application (CTA)



Traceability in real time of any container in Port de Barcelona facilities

Eco-calculator



Enables to calculate CO2 emissions between any Port and Port de Barcelona

Vessel Port Calls



Check updated Schedule of vessel port calls in Port de Barcelona

Access Time Port Terminals



Real Time Info of Access Time in our Container Terminals

Port Links



Create and design your own logistic chain through Port de Barcelona updated Liner Services

Portic



Telematic tool and interconnection between ports and port community users providing document Exchange and real time information services



Efficiency Network



Quality Label from Port de Barcelona

91 certified companies:

- Freight Forwarders
- Shipowners
- Transport companies
- Terminals



RELIABILITY



INFORMATION,
TRANSPARENCY,
TRACEABILITY



CARGO
SECURITY



You can check Efficiency Network Page at:
<https://www.portdebarcelona.cat/en/web/efficiencynetwork/inici>



Port de
Barcelona
Priority Axis

SMART

PORTS

PIERS OF
THE FUTURE



Digitalization

We are developing several digital projects following our strategy and innovation plans

5G deployment

Twin port

Rail digitalisation

AI / IR

Digital administration



JiT operations (STM)

New PCS infrastructure

Cybersecurity

Cloud / SaaS / IaaS



Sustainability

Our Port Community Goal is to create value in 3 different axis:

Economic Value

Social Value

Environmental Value



Port de Barcelona contributes to 13 of the 17 United Nations Sustainable Development Goals



Sustainability



Port de Barcelona leads the working group that aims for the reduction of ship emissions



LNG promotion as an alternative fuel



Quay Electrification
Cold ironing



Incentive to shipping companies contributing to achieve 0 emissions



Renewable Energy Generation from Port de Barcelona

An aerial photograph of a dense, vibrant green forest. In the center of the forest, there is a circular pond. The letters 'CO2' are formed by a cluster of trees within the pond, symbolizing carbon dioxide. The surrounding forest is thick and extends to the edges of the frame, with some mist or light clouds visible in the upper left and lower right corners.

Decarbonizing global logistic chain

Promoting green corridors

- Port readiness
 - Bunkering protocols safety and operation
 - Alternative fuel availability
 - Infrastructures and facilities
- Stakeholders' readiness
 - Policies and regulators
 - Ecosystems accelerators in place
 - Fostering green corridors
- Logistic chain readiness
 - Port as a central position in logistic chain
 - Intercontinental links



**37TH
AMERICA'S CUP
BARCELONA**

Port of Barcelona:

Host Venue

37th America's Cup 2024



Thank you for your attention!

At your disposal for any further information at:
Luz.perez.externo@portdebarcelona.cat